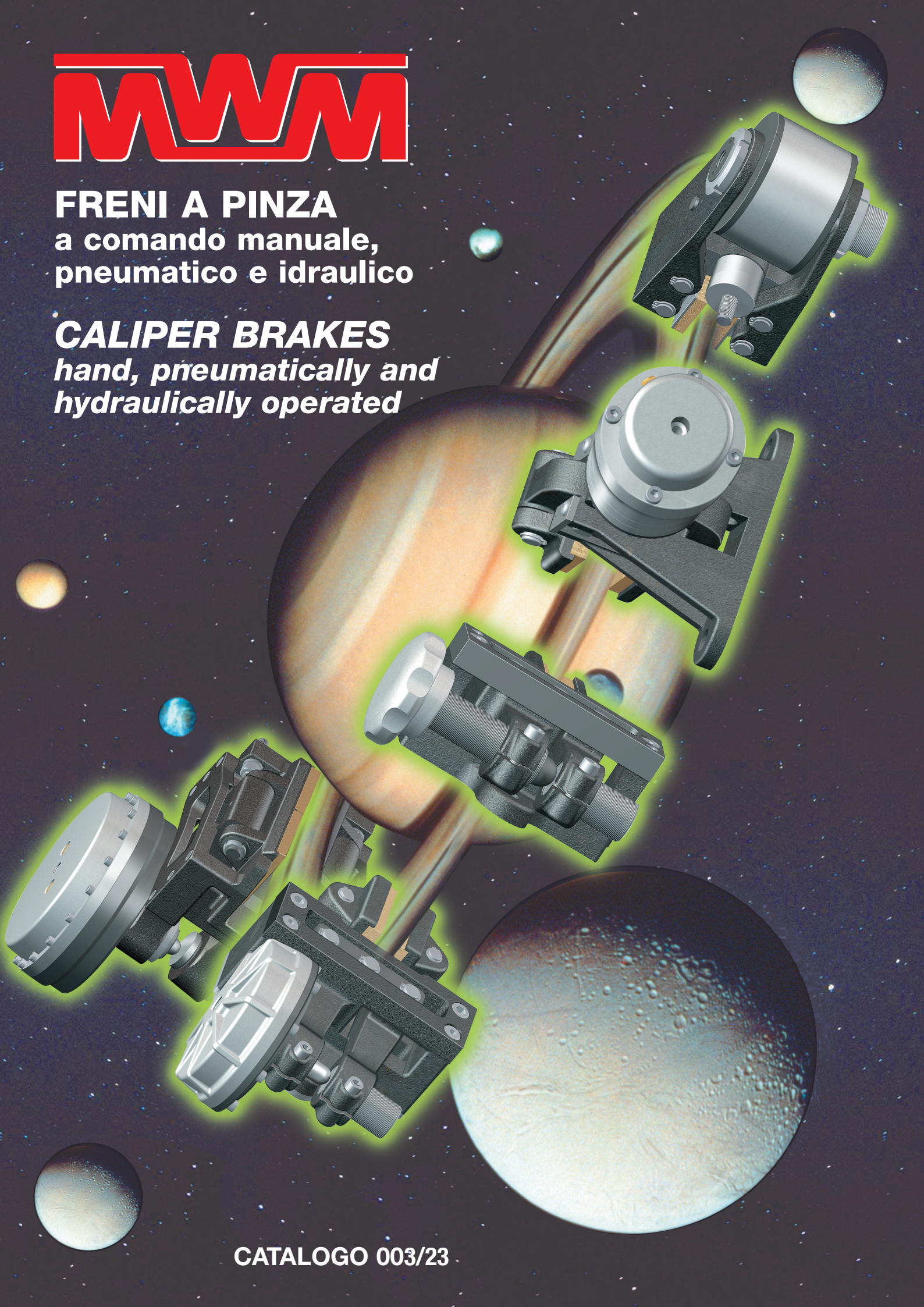




**FRENI A PINZA**  
a comando manuale,  
pneumatico e idraulico

**CALIPER BRAKES**  
*hand, pneumatically and  
hydraulically operated*





*Definiamo le condizioni ed i limiti di impiego per il corretto funzionamento dei Freni a pinza MWM in modo da garantire gli aspetti di sicurezza, in ottemperanza al DPR224/88, Direttiva 85/374/CEE.*

*We define applications and conditions of MWM products for a correct use of them, in order to warrant the security rules, according to EEC Directive 85/374 (Italian Directive DPR 224/88).*

## **CARATTERISTICHE GENERALI**

*I Freni a pinza MWM sono progettati e realizzati per operare secondo le caratteristiche tecniche e le condizioni di lavoro definite nel seguente catalogo. Si raccomanda di non utilizzarli oltre le specifiche per le quali sono stati dimensionati.*

## **GENERAL FEATURES**

*MWM Caliper brakes are designed to operate according to technical features and applications, described in this catalogue.*

*It is very important not to exceed the technical specifics that they were planned for.*

## **SCelta DELL'APPLICAZIONE**

*In fase di progettazione è di fondamentale importanza una corretta scelta ed un appropriato dimensionamento del Freno a pinza. Ricordiamo di considerare un Fattore di Sicurezza non inferiore a 2, facendo molta attenzione alle applicazioni in cui è necessario l'utilizzo di un freno di stazionamento/sicurezza. Il nostro ufficio tecnico è a completa disposizione per aiutarvi nella scelta, nel dimensionamento e nel corretto utilizzo dei diversi prodotti a catalogo.*

## **APPLICATION CHOICE**

*A correct selection and use of MWM Caliper brakes is very important in planning. We suggest you to consider a safety factor not less than 2 for every kind of application. MWM engineering department is at your complete disposal to help you choose the right Caliper brakes for its correct application.*

## **IMPIEGO DEL PRODOTTO**

*Per un corretto e sicuro funzionamento dei Freni a pinza MWM è necessario il rispetto delle Istruzioni di Montaggio e Manutenzione. Si ricorda che i Freni a pinza Negativi contengono delle molle precaricate meccanicamente, quindi il montaggio e la manutenzione devono essere eseguite con estrema attenzione.*

## **USE**

*It is necessary to follow **Mounting and Maintenance instructions** for a safe and correct working of MWM Caliper brakes. We remind you that Spring Applied Caliper brakes have inside compressed springs, so pay attention during mounting and maintenance of these brakes.*

## **MONTAGGIO E MANUTENZIONE**

*Si invitano gli addetti a tali funzioni al rispetto delle Direttive 89/656/CEE e 89/686/CEE, relative all'uso di dispositivi ed equipaggiamenti idonei per una adeguata protezione da carichi e/o pesi, (ad esempio guanti, scarpe e occhiali di protezione), al fine di evitare pericolosi incidenti.*

## **MOUNTING AND MAINTENANCE**

*Operators are advised to respect the EEC Directive 89/656 and 89/686, for the use of appropriate protective clothing and equipment, (for example: gloves, safety glasses and shoes) against load, in order to avoid dangerous accidents*

## PARTI IN MOVIMENTO

Le parti in movimento devono essere protette in ottemperanza alle normative: Direttiva 89/393/CEE, 91/386/CEE e 93/68/CEE o in ottemperanza alle norme vigenti nei paesi dove esse vengono utilizzate.

## MATERIALI D'ATTRITO

I Freni a pinza MWM impiegano **materiali d'attrito esenti da amianto**. E' comunque importante non inalare la polvere prodotta dal materiale d'attrito stesso durante l'utilizzo del freno, e lavarsi accuratamente le mani dopo averlo maneggiato, prima ingerire cibi o bevande.

## OLII, GRASSI E LUBRIFICANTI

Olii, Grassi e Lubrificanti sono impiegati in quantità molto limitate in questi componenti, per garantire il rispetto dell'ambiente. In caso di contatto si consiglia di lavarsi accuratamente le mani prima di ingerire cibi o bevande.

**I Freni a Pinza Oleodinamici richiedono l'utilizzo di Olio a base Minerale SAE ISO 46.**

## IMMAGAZZINAMENTO E STOCCAGGIO

Si invitano gli addetti a tali funzioni al rispetto delle Direttive 89/656/CEE e 89/686/CEE, relative all'uso di dispositivi ed equipaggiamenti idonei per una adeguata protezione da carichi e/o pesi, come scarpe di sicurezza, guanti, caschi. E' necessario fare attenzione all'immagazzinamento dei Freni a pinza, poichè si può avere un peso notevole concentrato in poco spazio. Nello stoccaggio dei Freni a pinza MWM in caso di incendio è necessaria molta attenzione, vista la presenza di guarnizioni in gomma al loro interno. Queste componenti possono generare gas tossici, quindi si consiglia agli addetti allo spegnimento di adottare le precauzioni del caso.

## SMALTIMENTO

Per lo smaltimento ed il recupero degli olii usati si deve far riferimento alla Direttiva 75/439/CEE, o alle norme vigenti nei paesi dove questi prodotti vengono utilizzati. Si raccomanda il corretto smaltimento del materiale d'attrito, un volta usurato, secondo le direttive dei paesi dove i freni vengono usati, in Europa vige la Direttiva 75/422/CEE.

## MOVING PARTS

*Moving parts must be protected according to EEC Directive 89/393 , 91/386, 93/44 and 93/68 or according to the equivalent rules effective in the countries where they are used.*

## FRICITION MATERIALS

*MWM Caliper brakes are supplied with **asbestos free friction parts** It is very important not to breath friction dust produced during the normal working of the brake. If in contact with friction material, please ensure your hands are clean before drinking or eating food.*

## OILS, GRESES AND LUBRIFICANTS

*Oils, greases and lubricants are used in limited quantity, to respect enviroment. If in contact with these products please wash your hands before drinking or eating. **MWM Hydraul ic Caliper brakes require the use of Mineral Oil SAE ISO 46.***

## STORAGE AND STOCKING

*Operators are advised to respect EEC Directive 89/656 and 89/686. for the use of the correct protective clothing and equipment, such as gloves, safety glasses, helmets, safety shoes to be protected against load weight and to avoid dangerous accidents. Pay attention to storage and stocking of MWM Caliper brakes because of their high weight. MWM brakes are supplied with rubber seals that can generate toxic gas in case of fire. We suggest firemen to use correct equipment such as gas masks.*

## DISPOSING

*Disposal and recycling of used oil must follow EEC Directive 75/439, or the current laws of the country where it is used. We suggest you to get the friction material off, once it is worn out, according the laws of the country where it is used, in Europe Directive 75/442.*

### CARATTERISTICHE FRENI A PINZA E DISPOSITIVI A RICHIESTA

I Freni a pinza MWM offrono un'ampia gamma di soluzioni e dispositivi per le più svariate esigenze e per diversi tipi di applicazioni.

- **Comando a Distanza**, possibilità di comandare manualmente a distanza i Freni a pinza.

**A RICHIESTA**

- **Materiale d'Attrito** per applicazioni a **Slittamento Continuo**.

**A RICHIESTA**

- **Sistema Recupero Gioco**, dovuto all'usura delle guarnizioni d'attrito.

**DI SERIE**

- **Segnalatore di usura guarnizioni d'attrito**, per ottimizzare la gestione dei ricambi ed evitare pericolosi inconvenienti e lunghi fermi macchina.

**A RICHIESTA**

- **Vite di Blocco**, per una maggiore sicurezza in fase di montaggio dei Freni a pinza negativi.

**A RICHIESTA**

- **Pattino Freno Doppio**, garantisce una minore usura ed una maggiore dissipazione del calore.

**A RICHIESTA su serie PPD -PPF**

- **Indicatore Aperto-Chiuso**, per evitare partenze con il Freno chiuso o controllare se il Freno a pinza è aperto o chiuso.

**A RICHIESTA**

- **Bilanciamento**, permette il montaggio della Freno a pinza in qualsiasi posizione.

**A RICHIESTA**

### CALIPER BRAKES FEATURES AND DEVICES ON REQUEST

*MWM Caliper brakes offer a wide range of solutions and devices on request for different requirements and different appliances:*

- **Remote Control**, gives the possibility of a manual remote control of Caliper brakes.

**STANDARD**

- **Friction pads for Tensioning applications**.

**OPTIONAL**

- **Clearance compensation**, due to friction material wear.

**STANDARD**

- **Friction Material wear indicator**, to have a better spare parts management and to avoid troubles and interruptions.

**OPTIONAL**

- **Retaining Screw**, guarantees more safety during mounting and maintenance operations.

**OPTIONAL**

- **Double Pad version**, guarantees an inferior friction material wear and better heat dissipation.

**OPTIONAL, only on PPD-PPF series**

- **On-Off Indicator**, to avoid to start the machine when the brake is not open.

**OPTIONAL**

- **Inclined Mounting Kit**, allows the mounting of caliper brake in every position.

**OPTIONAL**



## DIMENSIONAMENTO FRENO A PINZA

La scelta corretta del Freno a pinza opportuno per le diverse applicazioni va fatta considerando:

- **Montaggio Corretto** del Freno a pinza
- Prestazioni e Caratteristiche tecniche del freno, in particolare il valore della **Coppia Dinamica Mi**
- Tipo di Applicazione/Frenatura prevista:
  - \* **Frenatura di Emergenza**
  - \* **Frenatura con Slittamento Continuo**
  - \* **Frenatura Ciclica**

Come dotazione standard, vengono installate su tutte le pinze delle guarnizioni d'attrito con coefficiente medio pari a 0,33.  
Per applicazioni di frenatura statica sono disponibili guarnizioni speciali con coefficiente medio pari a 0,45; sono anche disponibili speciali guarnizioni d'attrito a strisciamento continuo.

Di seguito sono riportati i calcoli, con i relativi simboli, utili al dimensionamento del freno a pinza nelle diverse applicazioni

**Attenzione:** La coppia frenante iniziale può essere dal 30% al 50% in meno rispetto al valore nominale, fino ad avere il completo assestamento del ferodo sulla superficie dove opera.

### \* FRENATURA DI EMERGENZA

- Mi : Coppia dinamica [Nm]
- P : Potenza dissipata in calore, a frenata [Kw]
- Jt : Inerzia totale [Kgm<sup>2</sup>]
- n : Velocità di rotazione [giri/min]
- t : Tempo di frenatura [s]

$$Mi = \frac{Jt \cdot n}{9.55 \cdot t}$$

## SELECTION OF CALIPER BRAKE

The correct Caliper brake selection, for the application required, depends on:

- **Correct Mounting** of caliper brake.
- **Performance and technical features** of the brake, specially **Dynamic Torque Mi**
- **Different Braking mode:**
  - \* **Emergency stop**
  - \* **Tensioning**
  - \* **Cyclic stop**

As standard, we provide on all caliper brakes friction pads with an average friction coefficient of 0,33.

For static braking applications, special pads are available, with an average coefficient of 0,45; we also provide friction pads for continuous sliding applications.

Please find below symbols and calculation for the selection of the correct caliper brake in different applications.

**Warning:** Initial braking torque can be 30% to 50% less than nominal torque until the friction pad works correctly on braking surface.

### \* EMERGENCY STOP

- Mi : Dynamic torque [Nm]
- P : Heat production, per stop [Kw]
- Jt : Total inertia load [Kgm<sup>2</sup>]
- n : Rotating speed [giri/min]
- t : Braking time [s]

$$P = \frac{Jt \cdot n^2}{182.4 \cdot 10^3 \cdot t}$$

## \* SLITTAMENTO CONTINUO

*Mi* : Coppia dinamica [Nm]  
*Pc* : Potenza dissipata in calore in continuo [Kw]  
*T* : Tensione sul materiale [N]  
*n* : Velocità di rotazione [giri/min]  
*v* : Velocità lineare [m/min]  
*D* : Diametro bobina [m]

## \* TENSIONING

*Mi* : Dynamic torque [Nm]  
*Pc* : Heat production continuous [Kw]  
*T* : Web tension [N]  
*n* : Rotating speed [giri/min]  
*v* : Web speed [m/min]  
*D* : Roll diameter [m]

$$Mi = \frac{T \cdot D}{2}$$

$$Pc = \frac{T \cdot v}{60 \cdot 10^3}$$

$$n = \frac{v}{\pi \cdot D}$$

## \* FRENATURA CICLICA

*Mi* : Coppia dinamica [Nm]  
*P* : Potenza dissipata in calore a frenata [Kw]  
*Pc* : Potenza dissipata in calore in continuo [Kw]  
*Jt* : Inerzia totale [Kgm<sup>2</sup>]  
*n* : Velocità di rotazione [giri/min]  
*t* : Tempo di frenatura [s]  
*z* : Interventi al minuto [n°/min]

## \* CYCLIC STOP

*Mi* : Dynamic torque [Nm]  
*P* : Heat production per stop [Kw]  
*Pc* : Heat production continuous [Kw]  
*Jt* : Total inertia load [Kgm<sup>2</sup>]  
*n* : Rotating speed [giri/min]  
*t* : Braking time [s]  
*z* : Stops/minute [n°/min]

$$Mi = \frac{Jt \cdot n}{9.55 \cdot t}$$

$$P = \frac{Jt \cdot n^2}{182.4 \cdot 10^3 \cdot t}$$

$$Pc = \frac{P \cdot z \cdot t}{60}$$



## FRENI A PINZA MWM GAMMA

*MWM Freni Frizioni S.r.l.* è lieta di presentare la gamma di freni a pinza, con soluzioni tecniche innovative e **brevettate** per ogni esigenza.

Decenni di esperienza nel settore, uniti ad un continuo interfacciamento con i più svariati utilizzatori e ad una attenta analisi delle loro necessità, ci ha permesso di sviluppare una serie di prodotti che rivoluziona il concetto di freno a pinza grazie all'introduzione di molteplici migliorie e soluzioni tecniche innovative.

La nuova gamma di **Freni a Pinza MWM** vanta ora sei differenti modalità di attuazione ognuna delle quali offre una vasta scelta in termini di coppia frenante, ingombro, modalità di montaggio e spessore del disco freno.

### - Freni a Pinza Manuali

La frenata modulabile è attuata manualmente dall'operatore tramite la rotazione di un manovellismo o tramite un comando a distanza.

### - Freni a Pinza Pneumatici Positivi

La frenata è attuata tramite l'adduzione modulabile di aria compressa.

### - Freni a Pinza Pneumatici Negativi

La frenata è attuata da molle e l'apertura avviene tramite adduzione di aria compressa.

### - Freni a Pinza DUO

La possibilità di combinare i vantaggi del freno pneumatico positivo di lavoro e quello negativo di sicurezza in un'unica soluzione senza dover impiegare due freni distinti contenendo i costi e ottimizzando gli spazi.

### - Freni a Pinza Oleodinamici Positivi

La frenata è attuata tramite l'adduzione modulabile di olio.

### - Freni a Pinza Oleodinamici Negativi

La frenata è attuata da molle e l'apertura avviene tramite adduzione di olio.

## MWM CALIPER BRAKES SERIES

*MWM Freni Frizioni S.r.l.* is pleased to introduce the range of caliper brakes with **patented** innovative technical solutions for every requirement.

*Decades of experience combined with a continuous interaction with many different users and a careful analysis of their demands, has allowed us to develop a range of products that revolutionizes the caliper brake concept with the introduction of many improvements and innovative technical solutions.*

*The extended range of MWM Caliper Brakes is now composed by six different ways of supply. They offer a wide choice regarding to brake torque, dimension, mode of assembly and disc brake thickness.*

### - Hand operated Caliper Brakes

*The adjustable braking is manually implemented by the operator with the rotation of a handwheel mechanism or by a remote control.*

**- Caliper Brakes pneumatically applied spring released** - Braking is implemented by the adduction of air.

**- Caliper Brakes spring applied pneumatically released** - Braking is implemented by springs and released by adduction of air.

**- Duo Caliper Brakes** - The advantages of both brake calipers pneumatically applied spring released and brake calipers spring applied pneumatically released in one single pneumatic thruster, saving space and cost.

**- Caliper Brakes hydraulically applied spring released** - Braking is implemented by the adduction of oil.

**- Caliper Brakes spring applied hydraulically released** - Braking is implemented by springs and released by the adduction of oil.

Oltre ad ampliare il ventaglio di soluzioni disponibili, la nuova gamma MWM introduce importanti innovazioni tecnologiche:

## 1 Sistema di Auto-allineamento a Scorrimento Ortogonale

### 2 Sistema Modulare

### 3 Attuatori Brevettati

## 1 Sistema di Auto-allineamento a Scorrimento Ortogonale

Il rivoluzionario sistema di auto allineamento a scorrimento ortogonale brevettato MWM introduce numerose migliorie rispetto alle precedenti versioni. In questa soluzione, i due bracci leva sono incernierati a due pattini in acciaio che permettono alla pinza di muoversi ortogonalmente al disco. Tale libertà di movimento ortogonale permette alla pinza di autoallinearsi perfettamente al disco garantendo una frenata costante e ben equilibrata su entrambi le guarnizioni di attrito.

In questa configurazione l'attuatore (A) è sostenuto dal braccio leva di comando (B) che potendo muoversi solo ortogonalmente non fa gravare il peso dell'attuatore sulle guarnizioni di attrito, scaricandolo sulla base di fissaggio.

La libertà di movimento assiale unita alla configurazione dell'attuatore permette inoltre una più semplice installazione dell'apparecchio.

*The new MWM series introduces several technological innovations, offering a wide choice of solutions:*

## 1 Self-aligning System with Orthogonal Sliding

### 2 Modular System

### 3 Patented Actuators

## 1 Self-aligning System with Orthogonal Sliding

*The revolutionary self-aligning system with orthogonal sliding, patented by MWM, introduces several improvements.*

*In this case, the two lever arms are hinged on two steel pads that allow the caliper to move perpendicularly to the disk.*

*This orthogonal freedom of movement allows to the caliper to self-align perfectly to the disk ensuring a constant and well balanced braking on both the friction pads.*

*In this configuration, the thruster (A) is supported by the arm control lever (B) that can move only orthogonally. In this way the weight of the thruster doesn't burden on the friction pads, but on the fixing structure.*

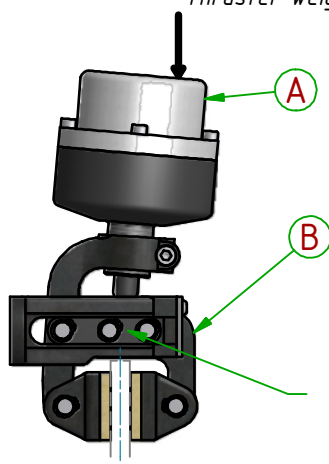
*Freedom of movement combined with the axial configuration of the actuator allow an easier brake installation.*

### Serie PPD

(Brevetto N° MI2004A001339

Patent No. MI2004A001339)

Peso attuatore  
Thruster weight

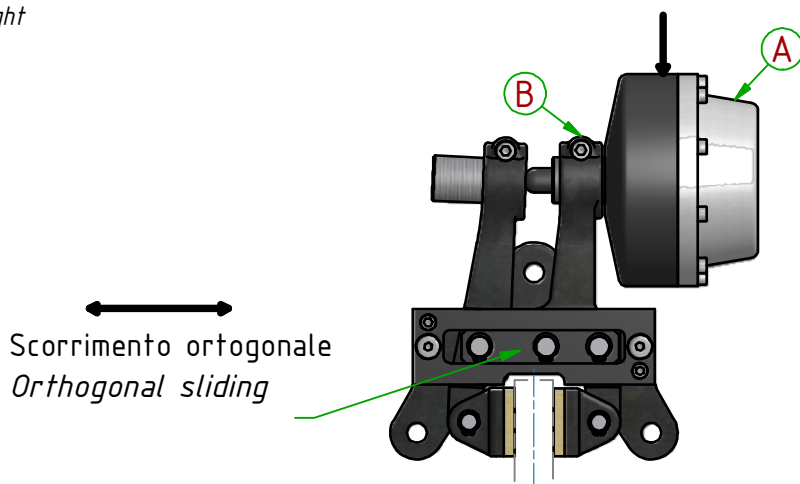


### Serie PPF - PPH - PPT

(Brevetto N° MI2006A001543

Patent No. MI2006A001543)

Peso attuatore  
Thruster weight

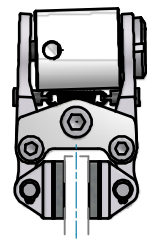
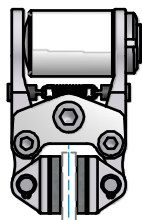
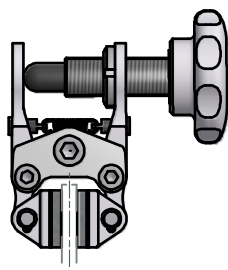




**2 Sistema Modulare  
a Supporto Centrale  
(Brevetto N° MI2003U000541)**

Il concetto di modularità è da sempre centrale nelle scelte progettuali di MWM.  
 Il sistema modulare brevettato MWM per freni a pinza unisce prestazioni più performanti ed ingombri ridotti alla possibilità di poter riconfigurare con semplicità la pinza freno.  
 E' sufficiente sostituire il corpo centrale per variare lo spessore del disco freno, o sostituire l'attuatore se variano le condizioni di impiego, senza dover sostituire l'intera pinza.  
 Il nuovo sistema brevettato a doppia leva con supporto centrale permette infatti di ottenere oltre 25 configurazioni differenti utilizzando un'unica pinza. Abbiamo scelto di applicare la soluzione modulare a supporto centrale su due serie di pinze perfettamente intercambiabili :

- La **Serie PPA**, realizzata completamente in alluminio, piccola, leggera e compatta per applicazioni a bassa coppia

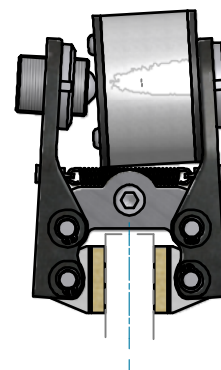

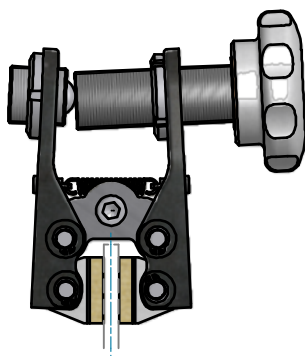


**2 Central Support  
Modular System  
(Patent No. MI2003U000541)**

*The concept of modularity has always been a central point in MWM design choices. The patented modular system MWM for caliper brake combines high performance and small size with the possibility to simply reconfigure the caliper brake.*  
*It is sufficient to replace the central body to vary the thickness of the brake disk, or replace the actuator if some changes take place in the employment conditions, without replacing the entire caliper brake.*  
*The new patented system with double lever and central support allows to obtain over than 25 different configurations using a single caliper body. We chose to apply this solution on two sets of caliper brakes perfectly interchangeable:*

- **PPA Series**, entirely made of aluminum is small, lightweight and compact for low torque applications.

- La **Serie PPB**, più robusta, più potente, con guarnizioni di attrito maggiorate e sistema di regolazione per il recupero del consumo.



- **PPB Series** is more rugged, more powerful, with increased friction pads and recovery system.

### 3 Attuatori Compatti MWM (Brevetto N° MI2003U000542)

L'innovazione introdotta da MWM è rivolta in modo importante anche agli attuatori. La nuova serie compatta di attuatori MWM rappresenta la soluzione ottimale per soddisfare tutte le necessità di forza e compattezza. Il nuovo sistema brevettato di attuatori per pinze modulari permette di montare i pistoni pneumatici tra le due leve riducendo drasticamente gli ingombri.

In tutti gli attuatori della nuova gamma di Freni a pinza MWM la vecchia guarnizione a membrana è stata sostituita dalle più moderne e compatte guarnizioni in gomma per movimenti alternativi con profilo ad U.

Questa scelta progettuale permette di ottenere, a parità di potenza, attuatori meno ingombranti, più robusti e più affidabili.

Inoltre questi componenti, non essendo prodotti speciali, ma prodotti consolidati e di largo impiego, risultano facilmente reperibili nel caso si dovesse sostituirli.

I vantaggi in termini di minor costo e di riduzione della rimessa in opera del freno sono evidenti.

#### **I Nuovi Attuatori MWM assicurano:**

- **Riduzione degli ingombri**
- **Maggior Affidabilità**
- **Minor Costo**
- **Reperibilità sul mercato di alcuni ricambi**

### 3 Compact Thruster MWM (Patent No. MI2003U000542)

*The innovation introduced by MWM also involves the thrusters.*

*The new compact range of MWM actuators is the optimal solution to fulfill all requirements of strength and compactness.*

*The new patented system allows to plug the pneumatic thruster between the two levers with an important size reduction.*

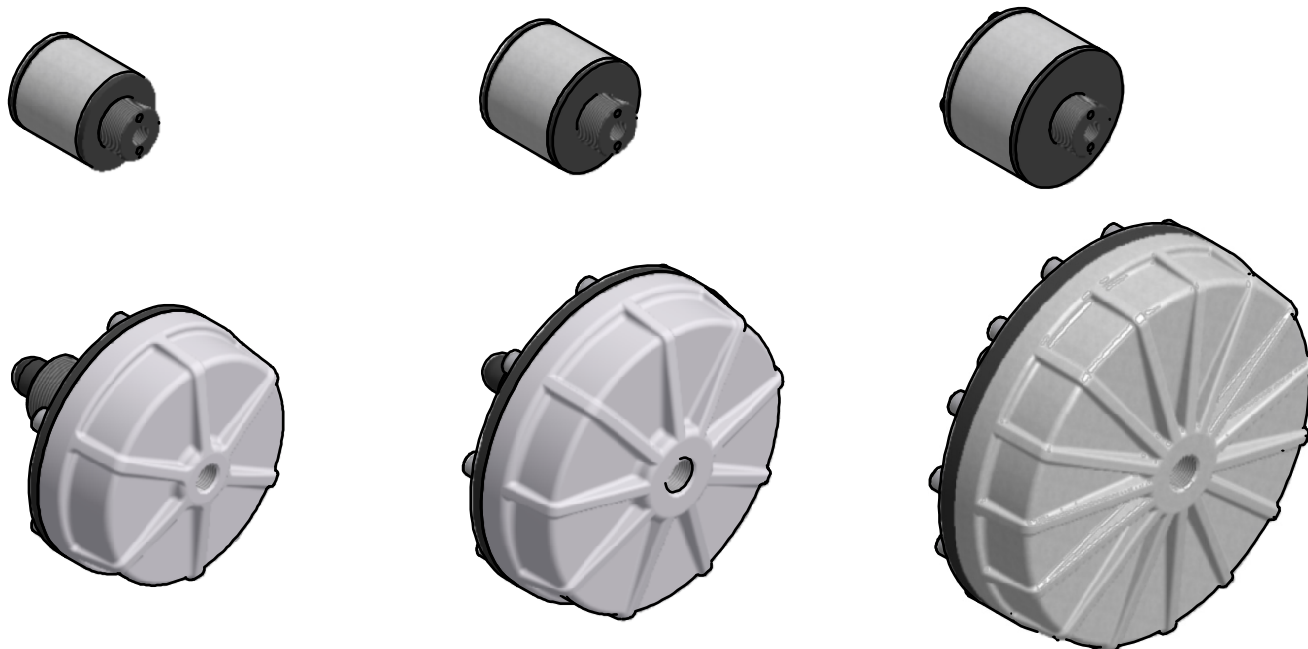
*In all thrusters of the new range of MWM caliper brakes the old seal diaphragm has been replaced by a more modern and compact rubber seal for reciprocating motions.*

*This design choice allows to obtain less bulky thruster, more rugged and more reliable, maintaining the same power.*

*Furthermore, these are not special components but popular products, employed on the market, easily available. This allows at the expert user that need a replacement component to easily find it, reducing costs and stop times.*

#### **New Mwm Thruster assure:**

- **Size Reduction**
- **Increased Reliability**
- **Lower Cost**
- **Spare Parts easily available on the market**





## Controllo del Traferro / Air-Gap Check

E' MOLTO IMPORTANTE CONTROLLARE IL VALORE DEL **TRAFERRO TOTALE "H"** SIA AL MONTAGGIO DEL FRENO A PINZA CHE PERIODICAMENTE DURANTE IL SUO CICLO DI FUNZIONAMENTO.

Al montaggio, con Pinza aperta e Ferodi Nuovi, controllare sempre che il disco freno si muova liberamente e verificare il valore corretto di H.

**$H = H1 + H2$  (con  $H1=H2$ ) Vedi Tabella**

E' importante ripristinare il giusto valore di H, durante il ciclo di vita del freno a pinza, per garantirne le prestazioni ottimali. L'usura delle guarnizioni d'attrito provoca infatti l'aumento del valore del traferro.

**Un traferro "H" eccessivo comporta:**

- Freni Positivi: Allungamento tempo di Intervento
- Freni Negativi: Diminuzione della Coppia Frenata

*IT'S VERY IMPORTANT TO CHECK THE VALUE OF THE **AIR-GAP "H"**, BOTH AT THE MOUNTING PHASE AND DURING ITS WORKING LIFE CYCLE.*

*At the mounting, when the caliper brake is open and brake pads are new, check the disc brake moves free and the correct value of H.*

**$H = H1 + H2$  ( $H1=H2$ ) See the list below**

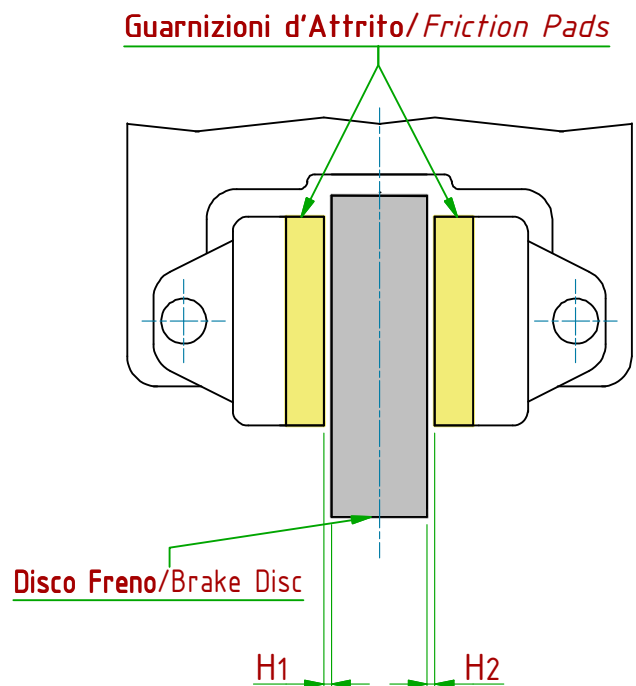
*It's necessary to restore the correct H value during caliper brake's life, to ensure its best performance.*

*Remember that friction gasket's wear causes an increase in air-gap value.*

**Excessive Air-gap "H" leads to:**

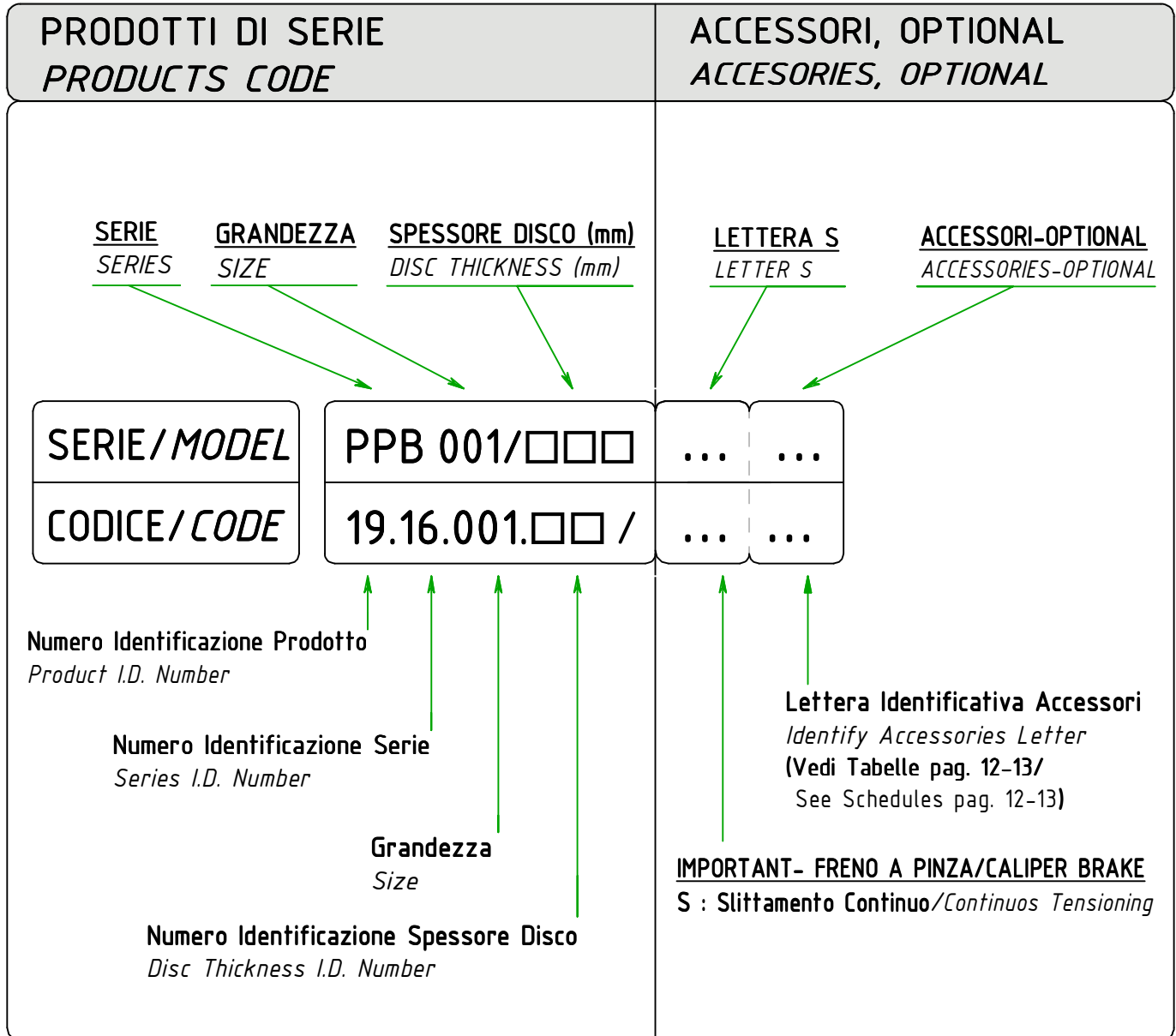
- Positive Brakes: Start braking time extension.
- Negative Brakes: Braking torque Reduction.

<b>TRAFERRO TOTALE/TOTAL AIR-GAP</b>	
<b>SERIE/ MODEL</b>	<b>H= H1+H2</b>
PMA/PPA A/PPA-N/PPC/PPC-N	<b>0.3-0.4 mm</b>
PMB/PPB/PPB-N/PPV/PPV-N	<b>0.4-0.5 mm</b>
PMD/PPD/PPD-N/POD/POD-N	<b>0.5-0.7 mm</b>
PMF/PPF/PPF-N/POF/POF-N	<b>0.5-0.7 mm</b>
PMH/PPH/PPH-N/PPHP/PPHP-N POH/POH-N/POHP/POHP-N	<b>0.6-0.8 mm</b>
PMT/PPT/PPT-N/PPTP/PPTP-N POT/POT-N/POTP/POTP-N	<b>1.0-1.2 mm</b>



<b>TRAFERRO TOTALE</b>	<b>H=H1+H2</b>
<i>TOTAL AIR-GAP</i>	

## Composizione Codice Prodotti/Products Code Composition



**Esempio di Scelta Freno a Pinza:**

- Serie PPB , Grandezza 001
- Disco 12,7mm
- PPB 001 / 12,7**
- Codice: 19.16.001.03

**Example of Caliper Brake Selection:**

- Series PPB , Size 001
- Disc 12,7mm
- PPB 001 / 12,7**
- Codice: 19.16.001.03

**Esempio di Scelta Freno a Pinza:**

- Serie PPH , Grandezza 031
- Disco 12,7mm, Slittamento Continuo
- PPH 031 / 12,7 S**
- Codice: 19.16.031.03/S

**Example of Caliper Brake Selection:**

- Series PPH , Size 031
- Disc 12,7mm, Continuous Tensioning
- PPH 031 / 12,7 S**
- Codice: 19.16.031.03/S



## Codice Accessori/Accessories Code

LA LETTERA FINALE POSTA AL TERMINE DELLA SERIE IDENTIFICA GLI ACCESSORI/OPTIONAL PRESENTI SUL FRENO A PINZA

*THE LETTER PLACED AT THE END OF MODEL DESCRIBES THE ACCESSORIES/OPTIONALS MOUNTED ON THE CALIPER BRAKES*

LETTERA LETTER	ACCESSORI	ACCESSORIES
<b>A</b>	CENTRAGGIO AUTOMATICO	SELF CENTERING SYSTEM
<b>B</b>	PATTINO DOPPIO	DOUBLE PADS
<b>C</b>	INDICATORE USURA GUARNIZIONE ATTRITO	WEAR OF PADS INDICATOR
<b>D</b>	SEGNALATORE ON-OFF	ON-OFF INDICATOR
<b>T</b>	VITE DI SICUREZZA PER I MODELLI NEGATIVI	SAFETY SCREW FOR SPRING APPLIED CALIPERS
<b>X</b>	MONTAGGIO DEL CILINDRO INVERTITO	ACTUATOR SET FOR LEFT MOUNTING
LETTERA LETTER	COMBINAZIONI	COMBINATIONS
<b>E</b>	CENTRAGGIO AUTOMATICO +INDICATORE USURA	SELF CENTERING SYSTEM +WEAR OF PADS INDICATOR
<b>F</b>	CENTRAGGIO AUTOMATICO +SEGNALATORE ON-OFF	SELF CENTERING SYSTEM +ON-OFF INDICATOR
<b>G</b>	INDICATORE USURA GUARNIZ. ATTRITO +SEGNALATORE ON-OFF	WEAR OF PADS INDICATOR +ON-OFF INDICATOR
<b>H</b>	CENTRAGGIO AUTOMATICO+SEGN. ON-OFF +INDICATORE USURA GUARNIZ. ATTRITO	SELF CENTERING SYSTEM+ON-OFF INDICATOR +WEAR OF PADS INDICATOR
LETTERA LETTER	COMBINAZIONI x PATTINO DOPPIO	COMBINATIONS x DOUBLE PADS
<b>I</b>	PATTINO DOPPIO +CENTRAGGIO AUTOMATICO	DOUBLE PADS +SELF CENTERING
<b>L</b>	PATTINO DOPPIO +INDICATORE USURA GUARNIZ. ATTRITO	DOUBLE PADS +WEAR OF PADS INDICATOR
<b>M</b>	PATTINO DOPPIO+ SEGNALATORE ON-OFF	DOUBLE PADS +ON-OFF INDICATOR
<b>N</b>	PATTINO DOPPIO+CENTRAGGIO AUTOMATICO +INDICATORE USURA GUARNIZ. ATTRITO	DOUBLE PADS+SELF CENTERING SYSTEM +WEAR OF PADS INDICATOR
<b>O</b>	PATTINO DOPPIO+CENTRAGGIO AUTOMATICO +SEGNALATORE ON-OFF	DOUBLE PADS+SELF CENTERING SYSTEM +ON-OFF INDICATOR
<b>P</b>	PATTINO DOPPIO+SEGN. ON-OFF +INDICATORE USURA GUARNIZ. ATTRITO	DOUBLE PADS+ON-OFF INDICATOR +WEAR OF PADS INDICATOR
<b>Q</b>	PATTINO DOPPIO+CENTRAGGIO AUTOMATICO +INDICATORE USURA+SEGN. ON-OFF	DOUBLE PADS+SELF CENTERING SYSTEM +WEAR OF PADS INDICATOR+ON-OFF INDICATOR

## Disponibilità Accessori/Accessories Availability

	Optional/ Accessory A	Optional/ Accessory B	Optional/ Accessory C	Optional/ Accessory D	Optional/ Accessory T	Optional/ Accessory X	Vite Recupero Usura Ferodi Wear of pads Compensation
PPV/PPV-N	N.D.	N.D.	0	N.D.	N.D.	N.D.	N.D.
PMC/PPC/PPC-N	N.D.	N.D.	0	N.D.	N.D.	N.D.	N.D.
PMA/PPA	0	N.D.	0	0	N.D.	0	N.D.
PMB/PPB	0 <sup>(1)</sup>	N.D.	0	0	N.D.	0	S
PMD/PPD/POD	0	0	0	0	N.D.	N.D.	S
PMF/PPF/POF	0	0	0	0	N.D.	0	S
P...H/P...HP	0	N.D.	0	0	N.D.	0	S
P...T/P...TP	0 <sup>(2)</sup>	N.D.	0	0	N.D.	0	S
PPA-N	0	N.D.	0	0	N.D.	0	N.D.
PPB-N	0 <sup>(1)</sup>	N.D.	0	0	N.D.	0	S
PPD-N/POD-N	0	0	0	0	0	N.D.	S
PPF-N/POF-N	0	0	0	0	0	0	S
P...H-N/P...HP-N	0	N.D.	0	0	0	0	S
P...T-N/P...TP-N	0 <sup>(2)</sup>	N.D.	0	0	0 <sup>(3)</sup>	0	S
PPD-PN	0	0	0	0	N.D.	N.D.	S
PPF-PN	0	0	0	0	N.D.	0	S
PPH-PN PPHP-PN	0	N.D.	0	0	N.D.	0	S
PPT-N-PR PPTP-N-PR	S	N.D.	0	0	N.D.	0	S

**S** : DI SERIE / STANDARD

**0** : A RICHIESTA / OPTIONAL

**N.D.** : NON DISPONIBILE / NOT AVAILABLE

(1) Di serie sui modelli PPB004 e PPB-N004

*Standard on models PPB004 and PPB-N004*

(2) Di serie sui modelli 068,070,680,700 e su POT/POTP

*Standard on models 068,070,680,700 and on POT/POTP*

(3) Al momento non disponibile sui modelli 070,700

*Momentarily not available on models 070,700*

## **Accessori, Optional / Accessories, Optionals**

### **A - CENTRAGGIO AUTOMATICO / SELF CENTERING SYSTEM**


Il sistema di Centraggio/Bilanciamento Automatico permette di montare il freno a pinza in qualsiasi posizione, garantendo che, a Freno aperto, il disco sia sicuramente libero.

Agendo sulla Vite di regolazione, (vedi figura), si può facilmente montare il freno perfettamente centrato sul disco.

Il sistema di autocentraggio diventa indispensabile per il montaggio su disco orizzontale.

*The self centering system allows to install the caliper brake in any position, ensuring the brake disc is completely free when the brake is open. Using the regulation screw the brake can be easily mounted and centered on the brake disc (see pictures).*

*It become needful if you have to mount calipers on an horizontal brake disk*



### **B - PATTINO DOPPIO / DOUBLE PADS**

L'utilizzo del pattino doppio permette di ridurre il consumo della guarnizione di attrito e di migliorare la dissipazione del calore.

*The use of double pads allows to reduce both the friction gasket wear and heat dissipation.*





## Accessori, Optional / Accessories, Optional

### C - INDICATORE USURA GUARNIZIONE ATTRITO / FRICTION PADS WEAR INDICATOR

Il sistema di segnalazione dell'usura delle Guarnizioni d'attrito ha il compito di avvertire l'operatore quando si raggiunge il livello critico di consumo della guarnizione stessa.

In questo modo si evitano sia il controllo periodico delle guarnizioni d'attrito che le situazioni di guasto con il conseguente fermo macchina.


*Friction pads wear indicator warns the user when friction pads reach a critical wear level. This system is very useful to avoid periodical checks and fault situations that may cause downtime.*



### D - SEGNALATORE APERTO-CHIUSO / ON-OFF INDICATOR

Il segnalatore aperto-chiuso, costituito da un Microinterruttore, permette di conoscere in ogni istante se il freno a pinza è aperto o chiuso. Elimina, ad esempio, il pericolo di far partire la macchina col freno ancora chiuso.

*The ON-OFF indicator is a Microswitch that enables to know at any time if the caliper brake is opened or closed. For example it avoid to use the machine when the caliper brakes is still closed.*



## Accessori, Optional / Accessories, Optionals

### - RECUPERO USURA GUARNIZIONI D'ATTRITO / WEAR PADS COMPENSATION

Il sistema di recupero dell'usura delle guarnizioni d'attrito permette di utilizzare il freno a pinza sempre al massimo delle sue prestazioni. Agendo sul canotto filettato evidenziato in figura, si può facilmente ripristinare il corretto valore del traferro, (vedi Controllo del Traferro).

*Wear pads compensation system gives the possibility to have the best performance for every caliper brakes.*

*Working on the threaded hub in the picture, after having operated on its fixing screw, you can easily adjusting the correct air gap value, (see Air-Gap check).*




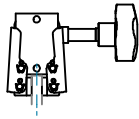
### T - VITE DI SICUREZZA PER FRENI NEGATIVI / SAFETY SCREW FOR SPRING APPLIED CALIPER BRAKES

Questa soluzione permette di montare il freno in completa sicurezza, anche in assenza di alimentazione pneumatica.

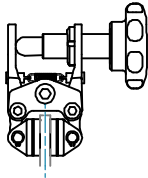
La Vite di Sicurezza va tolta, a montaggio ultimato della freno a pinza, per poterlo utilizzare correttamente.

*This solution allow you to safely and properly install the caliper brake, even without air supply. After mounting the brake the Safety Screw must be removed to use it correctly.*

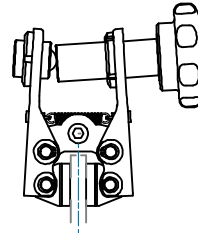




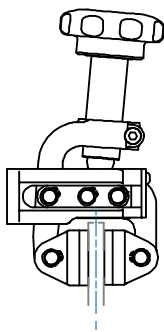
PMC C ...  
Pag. 18



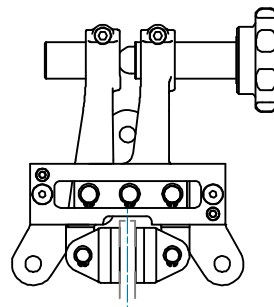
PMA A ...  
Pag. 19



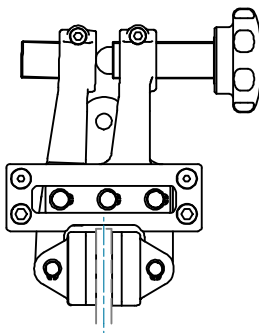
PMB ...  
Pag. 19



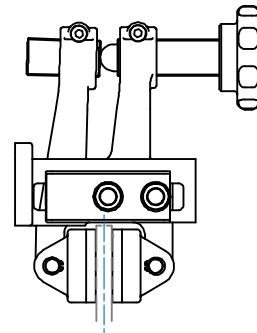
PMD ...  
Pag. 20



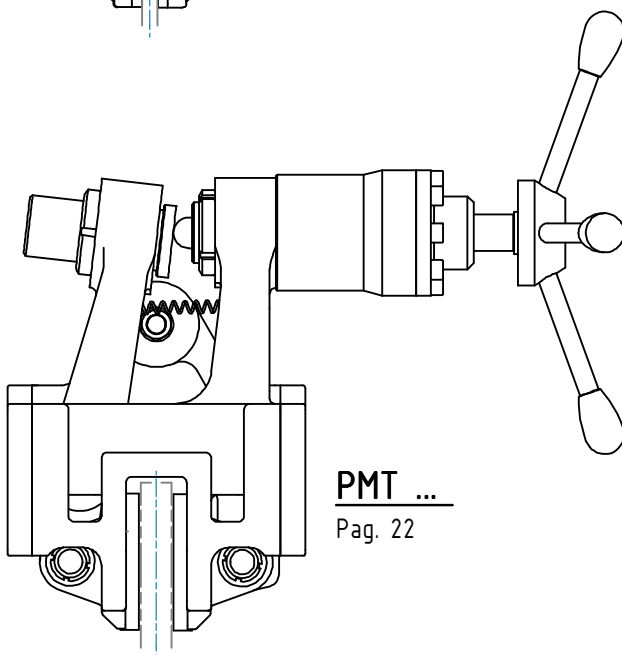
PMF ...  
Pag. 20



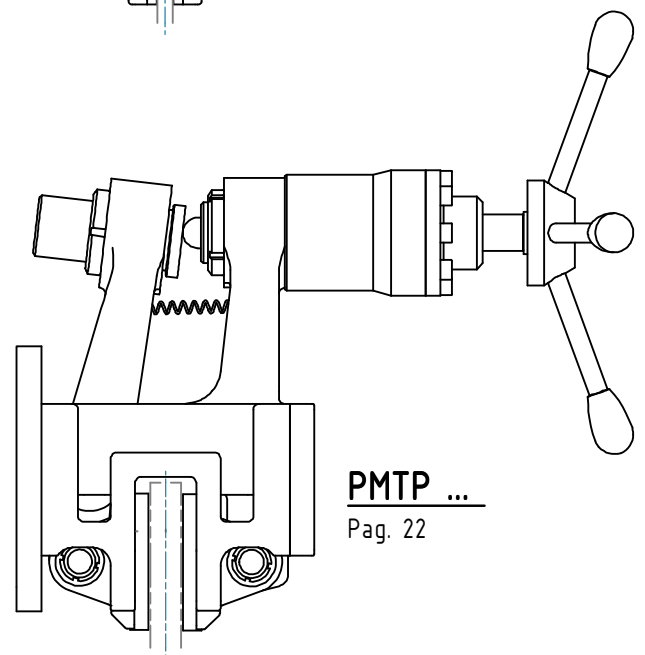
PMH ...  
Pag. 21



PMHP ...  
Pag. 21



PMT ...  
Pag. 22

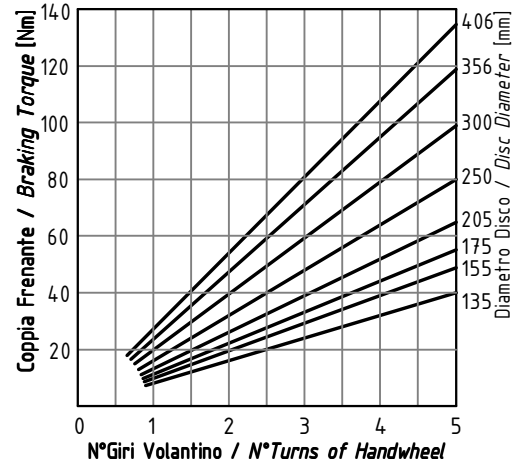
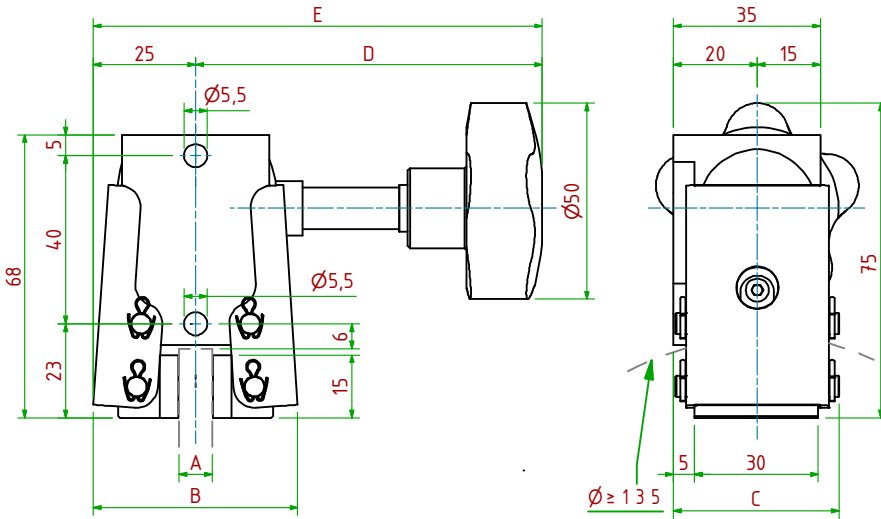


PMTP ...  
Pag. 22




PMC C01/ □□□

Manuale / Hand Operated



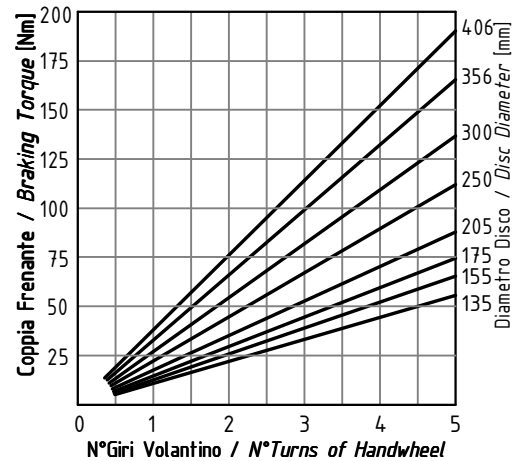
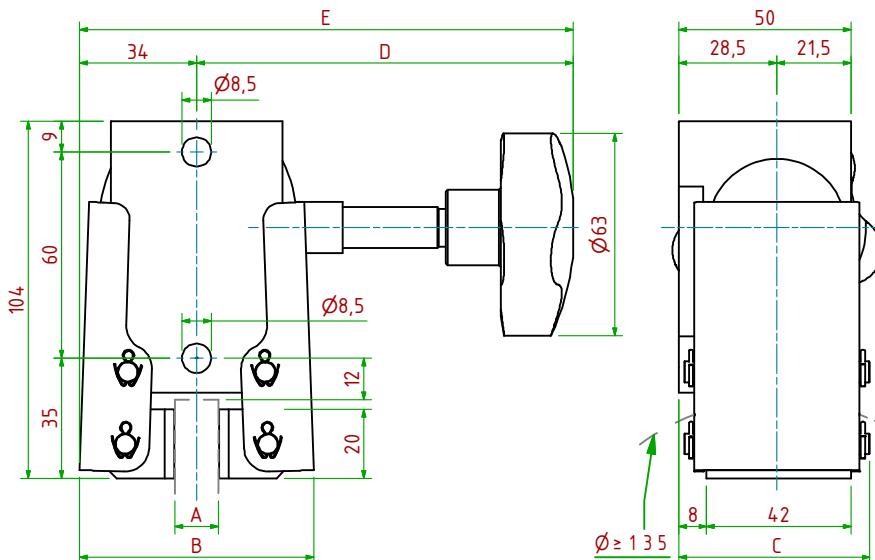
- Coppia Frenante/Braking Torque:  $Md=[Ft \times (\varnothing(m)/2 - 0.009(m))]$   
**Importante:** La Coppia Frenante Iniziale può essere più bassa del 30%-50% **Warning:** Initial Braking Torque can be lower of 30%-50%
- Usura massima totale Ferodi/Maximum total wear of pads:  
 PMC C01/08 =8mm      PMC C01/12.7 =4mm

MODELLO/ MODEL	CODICE/ CODE	A	B	C	D <sub>Max</sub>	E <sub>Max</sub>	Forza Frenante/Braking Force	Peso
PMC C01/ 08	19.06.C01.02	8	50	40	83	108	Ft= 690N (5 Giri)	0.6 kg
PMC C01/12.7	19.06.C01.03	12.7	50	40	83	108	Ft= 690N (5 Giri)	0.6 kg




PMC C02/ □□□

Manuale / Hand Operated



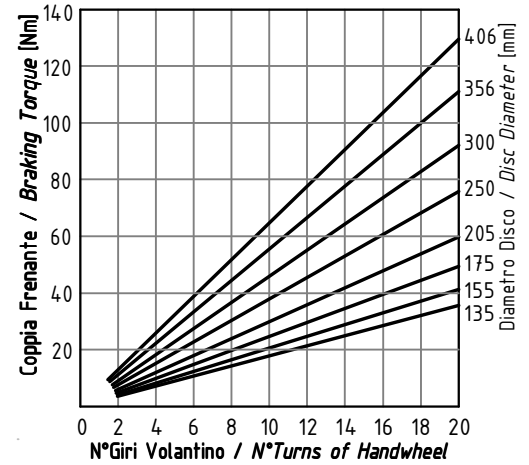
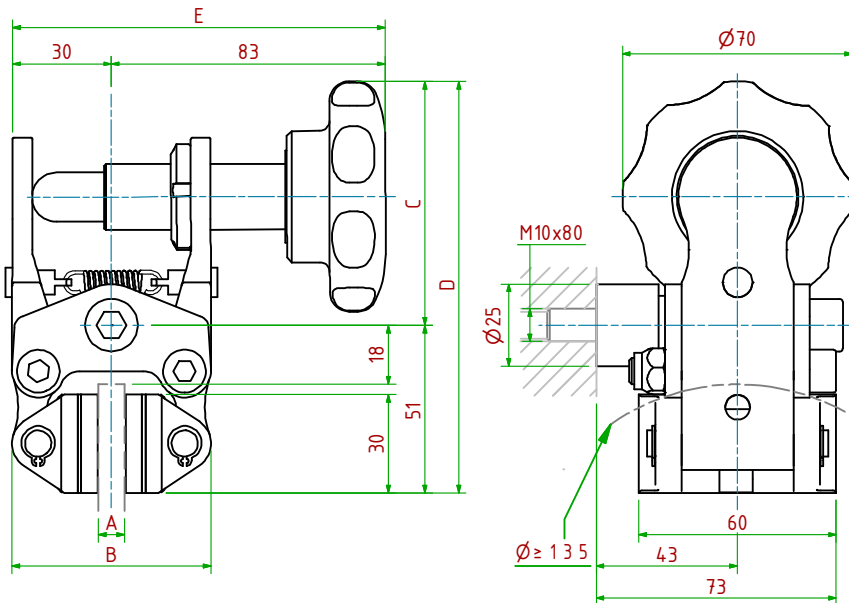
- Coppia Frenante/Braking Torque:  $Md=[Ft \times (\varnothing(m)/2 - 0.013(m))]$   
**Importante:** La Coppia Frenante Iniziale può essere più bassa del 30%-50% **Warning:** Initial Braking Torque can be lower of 30%-50%
- Usura massima totale Ferodi/Maximum total wear of pads:  
 PMC C02/08 =8mm      PMC C02/12.7 =4mm

MODELLO/ MODEL	CODICE/ CODE	A	B	C	D <sub>Max</sub>	E <sub>Max</sub>	Forza Frenante/Braking Force	Peso
PMC C02/ 08	19.06.C02.02	8	68	56	110	144	Ft= 1000N (5 Giri)	1.5 kg
PMC C02/12.7	19.06.C02.03	12.7	68	56	110	144	Ft= 1000N (5 Giri)	1.5 kg




PMAA00/□□□

Manuale / Hand Operated



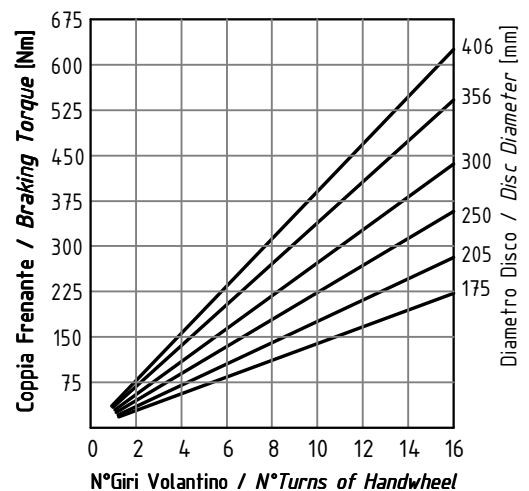
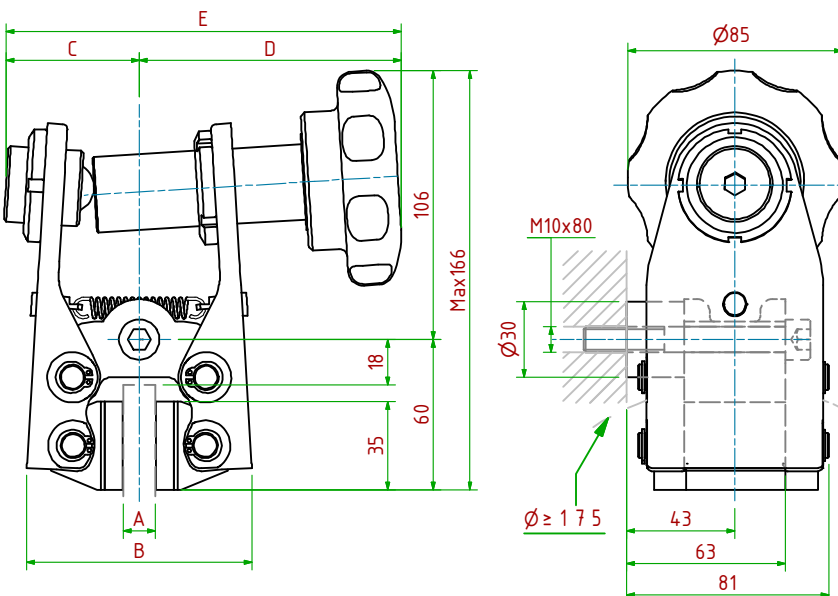
- Coppia Frenante/Braking Torque:  $Md = [FT \times (\sigma(m)/2 - 0.018(m))]$   
Importante: La Coppia Frenante Iniziale può essere più bassa del 30%-50%    Warning: Initial Braking Torque can be lower of 30%-50%
- Usura massima totale Ferodi/Maximum total wear of pads = 5mm

MODELLO/ MODEL	CODICE/ CODE	A	B	C	D <sub>Max</sub>	E <sub>Max</sub>	Forza Frenante/Braking Force	Peso
PMAA00/ 08	19.06.A00.02	8	61	74	125	113	Ft= 700N (20Giri)	1.1 kg
PMAA00/12.7	19.06.A00.03	12.7	65	76	127	113	Ft= 700N (20Giri)	1.2 kg




PMB000/ □□□

Manuale / Hand Operated



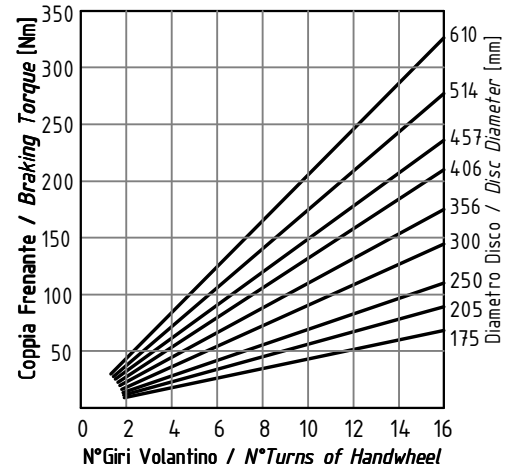
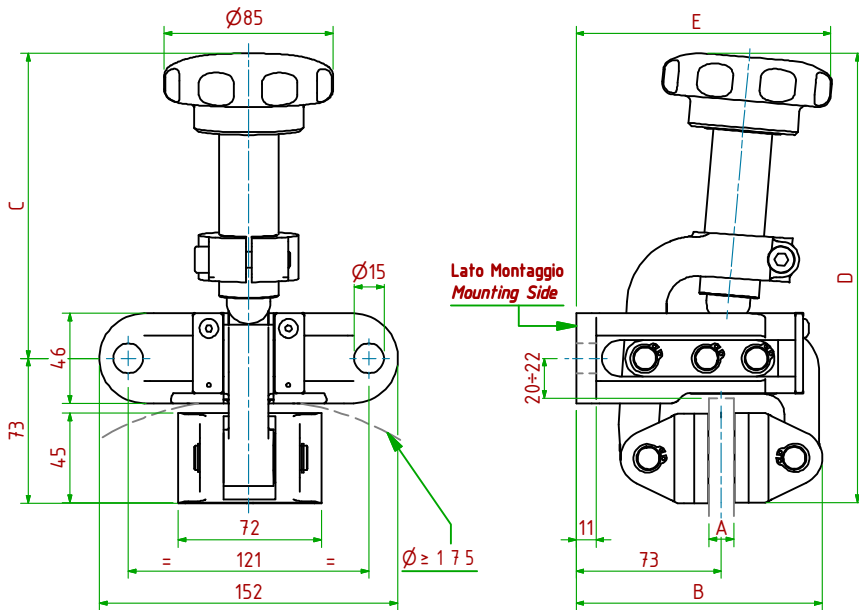
- Coppia Frenante/Braking Torque:  $Md = [FT \times (\sigma(m)/2 - 0.024(m))]$   
Importante: La Coppia Frenante Iniziale può essere più bassa del 30%-50%    Warning: Initial Braking Torque can be lower of 30%-50%
- Usura massima totale Ferodi/Maximum total wear of pads = 7mm

MODELLO/ MODEL	CODICE/ CODE	A	B	C	D <sub>Max</sub>	E <sub>Max</sub>	Forza Frenante/Braking Force	Peso
PMB000/ 08	19.06.000.02	8	85	54	103	157	Ft= 3500N (16Giri)	3.2 kg
PMB000/12.7	19.06.000.03	12.7	89	53	104	157	Ft= 3500N (16Giri)	3.3 kg
PMB000/25.4	19.06.000.04	25.4	102	54	111	165	Ft= 3500N (16Giri)	3.4 kg



PMD010/□□□

Manuale / Hand Operated



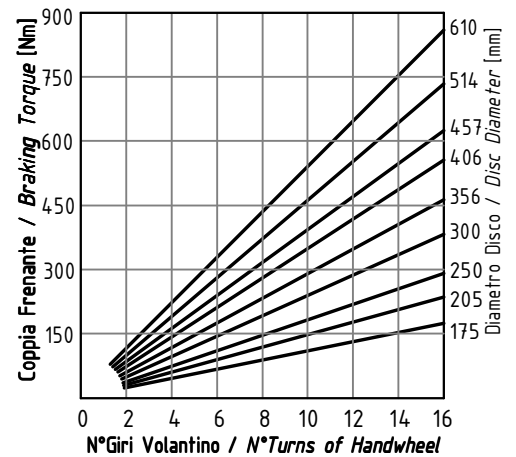
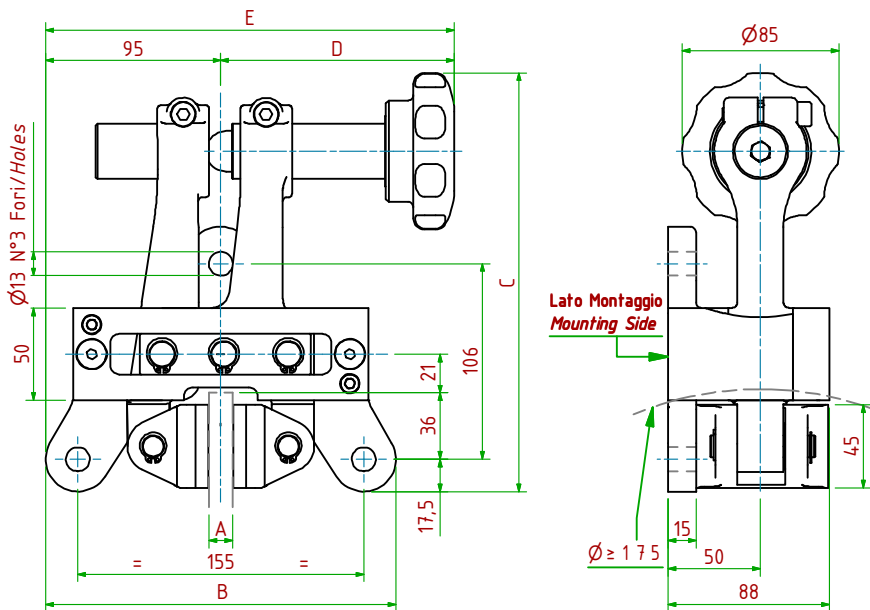
- Coppia Frenante/Braking Torque:  $Md=[Ft \times (\varnothing(m)/2 - 0.029(m))]$   
**Importante:** La Coppia Frenante Iniziale può essere più bassa del 30%-50% **Warning:** Initial Braking Torque can be lower of 30%-50%
- Usura massima totale Ferodi/Maximum total wear of pads = 9mm

MODELLO/MODEL	CODICE/ CODE	A	B	C	D <sub>Max</sub>	E <sub>Max</sub>	Forza Frenante/Braking Force	Peso
PMD010/12.7	19.06.010.03	12.7	124	153	226	129	Ft= 1200N (16Giri)	4.4kg
PMD010/25.4	19.06.010.04	25.4	130	153	226	136	Ft= 1200N (16Giri)	4.5kg



PMF020/□□□

Manuale / Hand Operated



- Coppia Frenante/Braking Torque:  $Md=[Ft \times (\varnothing(m)/2 - 0.029(m))]$   
**Importante:** La Coppia Frenante Iniziale può essere più bassa del 30%-50% **Warning:** Initial Braking Torque can be lower of 30%-50%
- Usura massima totale Ferodi/Maximum total wear of pads = 9mm

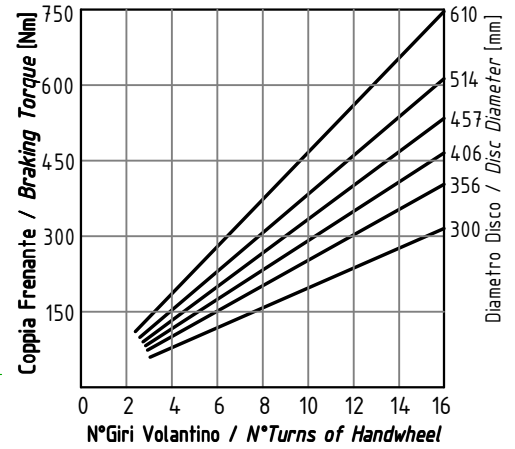
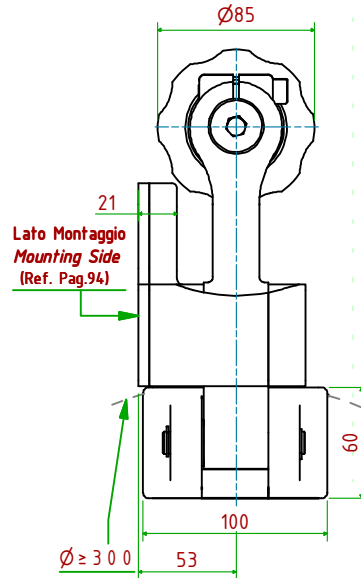
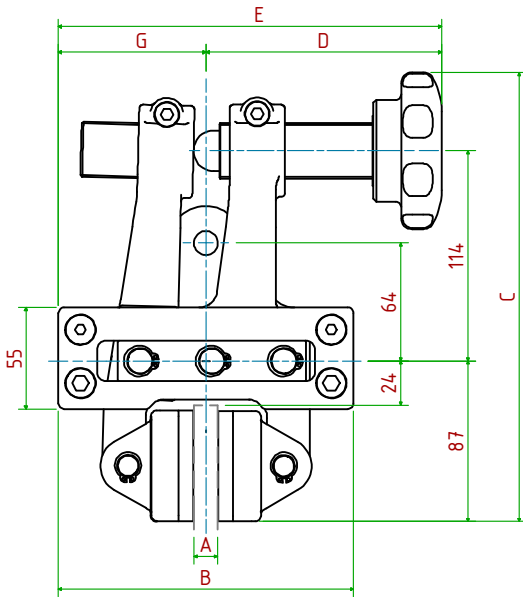
MODELLO/MODEL	CODICE/ CODE	A	B	C	D <sub>Max</sub>	E <sub>Max</sub>	Forza Frenante/Braking Force	Peso
PMF020/12.7	19.06.020.03	12.7	190	227	127	222	Ft= 3040N (16Giri)	8.2kg
PMF020/25.4	19.06.020.04	25.4	190	227	128	223	Ft= 3040N (16Giri)	8.4kg





PMH030/□□□

Manuale / Hand Operated



- Coppia Frenante/Braking Torque:  $Md=[Ft \times (\varnothing(m)/2 - 0.033(m))]$


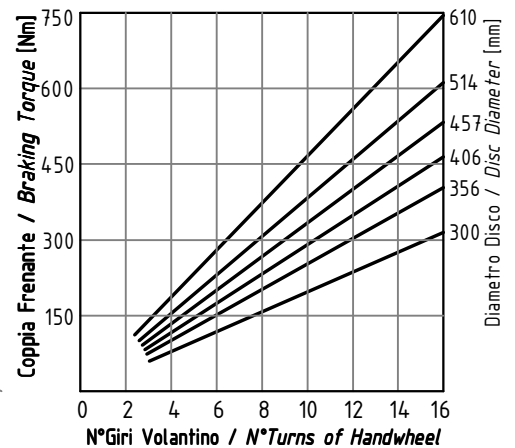
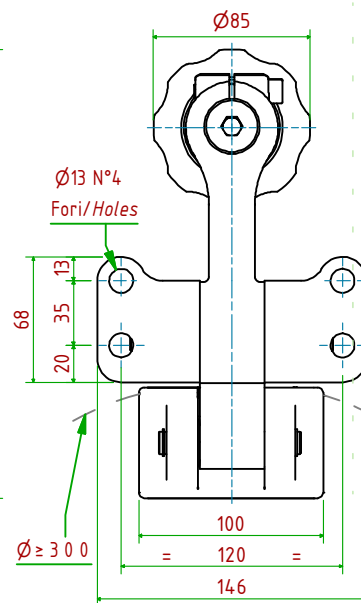
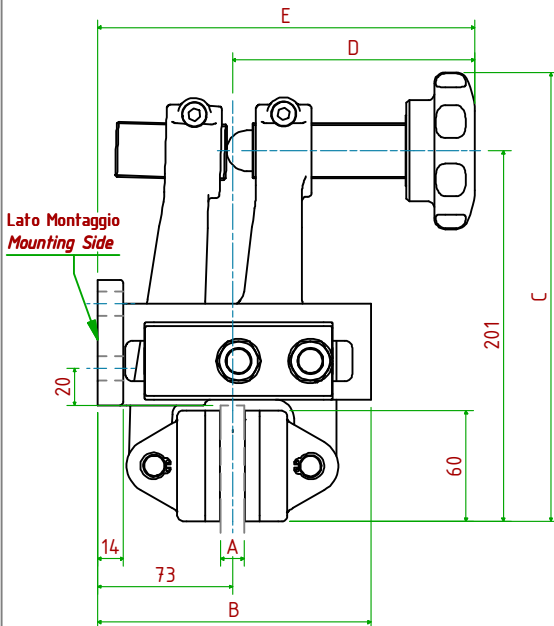
**Importante:** La Coppia Frenante Iniziale può essere più bassa del 30%-50% **Warning:** Initial Braking Torque can be lower of 30%-50%

- Usura massima totale Ferodi/Maximum total wear of pads = 9mm

MODELLO/ MODEL	CODICE/ CODE	A	B	C	D <sub>Max</sub>	E <sub>Max</sub>	G	Forza Frenante/Braking Force	Peso
PMH030/12.7	19.06.030.03	12.7	180	244	129	209	80	Ft= 2750N (16Giri)	10.0kg
PMH030/25.4	19.06.030.04	25.4	180	244	135	225	90	Ft= 2750N (16Giri)	10.4kg

PMHP300/□□□

Manuale / Hand Operated



- Coppia Frenante/Braking Torque:  $Md=[Ft \times (\varnothing(m)/2 - 0.033(m))]$

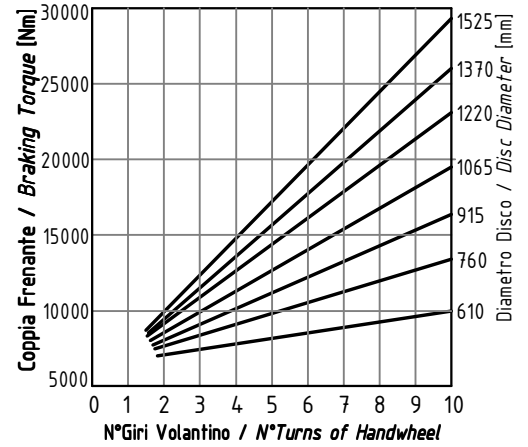
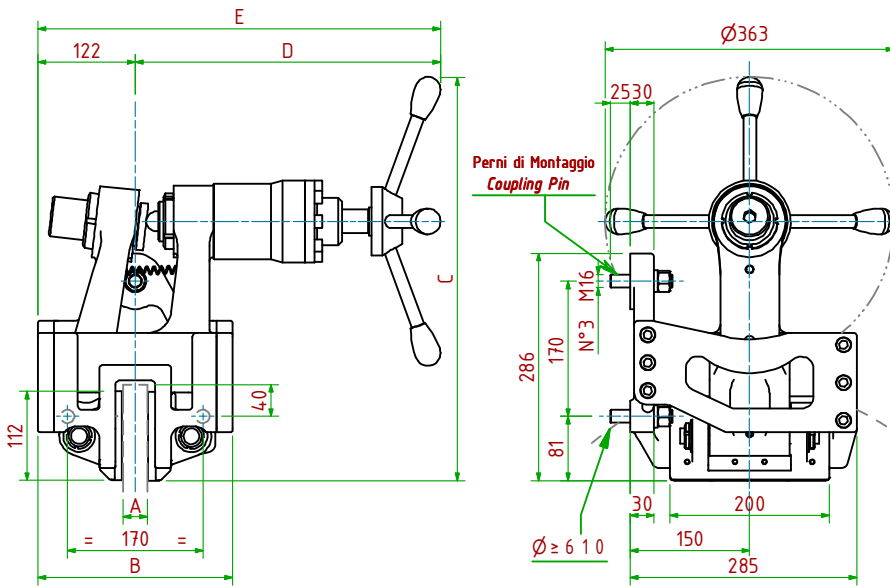
**Importante:** La Coppia Frenante Iniziale può essere più bassa del 30%-50% **Warning:** Initial Braking Torque can be lower of 30%-50%

- Usura massima totale Ferodi/Maximum total wear of pads = 9mm

MODELLO/ MODEL	CODICE/ CODE	A	B	C	D <sub>Max</sub>	E <sub>Max</sub>	Forza Frenante/Braking Force	Peso
PMHP300/12.7	19.06.300.03	12.7	148	244	131	204	Ft= 2750N (16Giri)	8.7 kg
PMHP300/25.4	19.06.300.04	25.4	148	244	138	211	Ft= 2750N (16Giri)	8.9 kg

PMT060/□□□

Manuale / Hand Operated



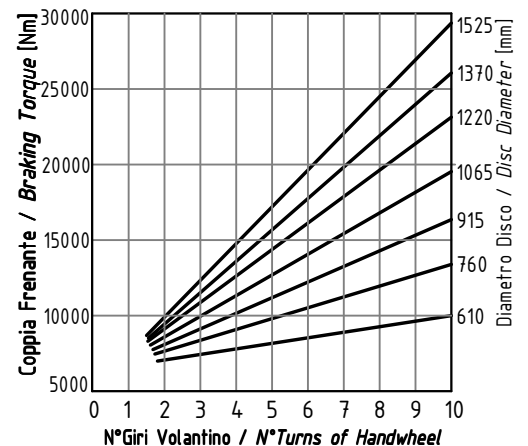
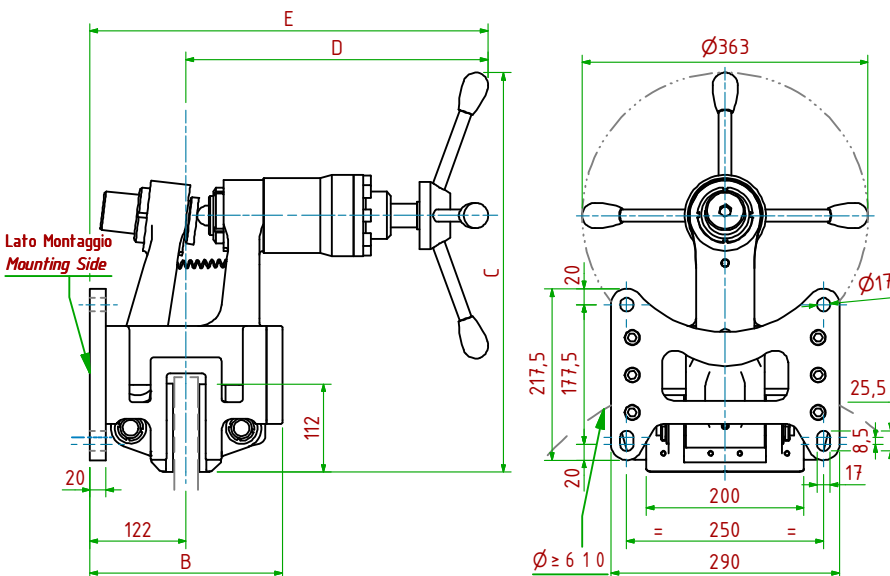
- Coppia Frenante/Braking Torque:  $Md = [Ft \times (\sigma(m)/2 - 0.065(m))]$   
**Importante:** La Coppia Frenante Iniziale può essere più bassa del 30%-50% **Warning:** Initial Braking Torque can be lower of 30%-50%
- Usura Ferodi Massima Totale/Maximum total wear of pads =12mm

MODELLO/MODEL	CODICE/ CODE	A	B	C	D <sub>Max</sub>	E <sub>Max</sub>	Forza Frenante/Braking Force	Peso
PMT060/25.4	19.06.060.04	25.4	244	507	384	506	Ft= 41800N (10Giri)	62.5kg
PMT060/ 30	19.06.060.05	30	244	507	384	506	Ft= 41800N (10Giri)	62.5kg
PMT060/ 40	19.06.060.06	40	244	507	389	511	Ft= 41800N (10Giri)	62.5kg




PMTP600/□□□

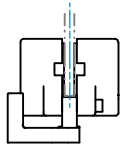
Manuale / Hand Operated



- Coppia Frenante/Braking Torque:  $Md = [Ft \times (\sigma(m)/2 - 0.065(m))]$   
**Importante:** La Coppia Frenante Iniziale può essere più bassa del 30%-50% **Warning:** Initial Braking Torque can be lower of 30%-50%
- Usura Ferodi Massima Totale/Maximum total wear of pads =12mm

MODELLO/MODEL	CODICE/ CODE	A	B	C	D <sub>Max</sub>	E <sub>Max</sub>	Forza Frenante/Braking Force	Peso
PMTP600/25.4	19.06.600.04	25.4	244	507	384	506	Ft= 41800N (10Giri)	60.0kg
PMTP600/ 30	19.06.600.05	30	244	507	384	506	Ft= 41800N (10Giri)	60.0kg
PMTP600/ 40	19.06.600.06	40	244	507	389	511	Ft= 41800N (10Giri)	60.0kg

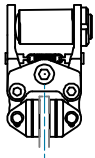





**PPV ...**  
Pag. 24



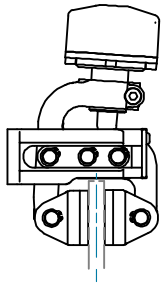
**PPC C ...**  
Pag. 25



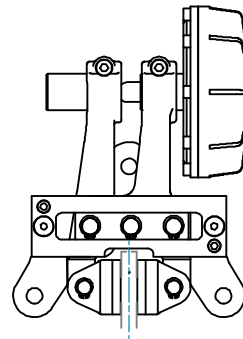
**PPA A ...**  
Pag. 26-27



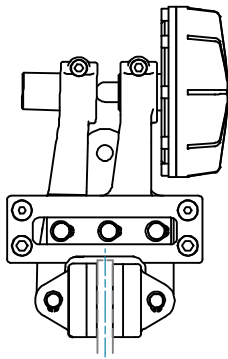
**PPB ...**  
Pag. 28-29



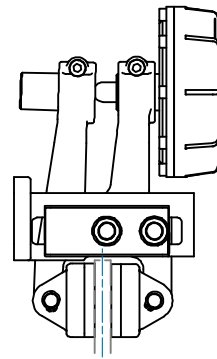
**PPD ...**  
Pag. 30-31



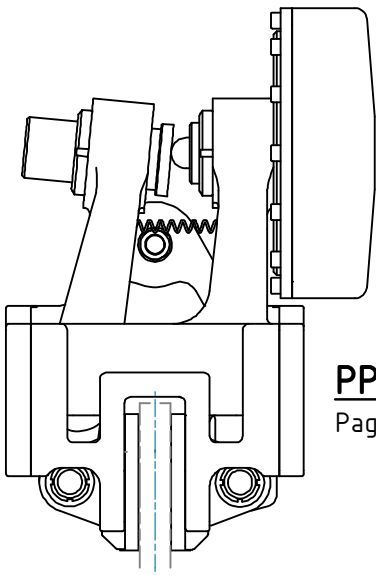
**PPF ...**  
Pag. 32-33



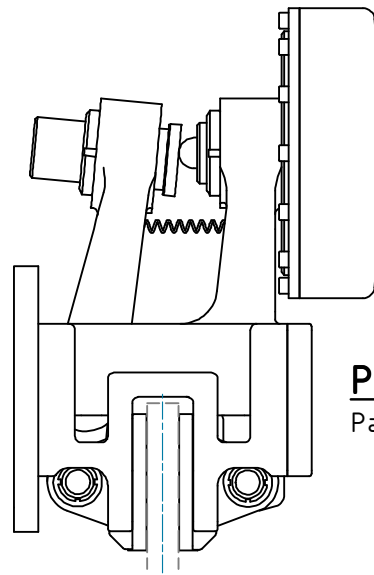
**PPH ...**  
Pag. 34-35



**PPHP ...**  
Pag. 36-37



**PPT ...**  
Pag. 38-39


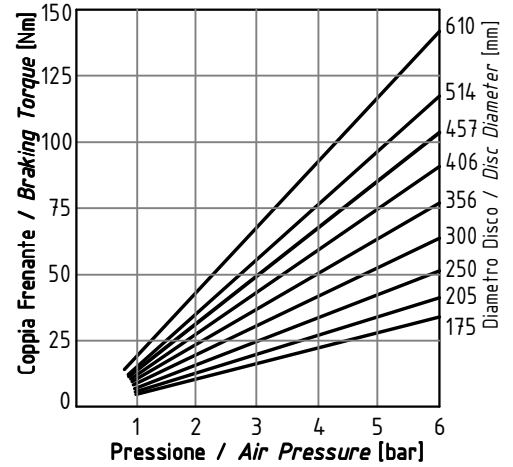
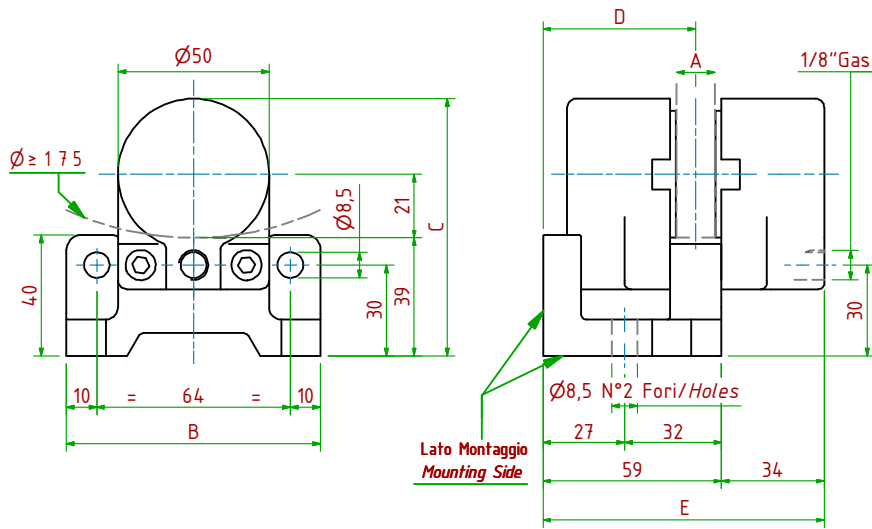


**PPTP ...**  
Pag. 40-41



PPV045/□□□

Pneumatico / Pneumatically Applied


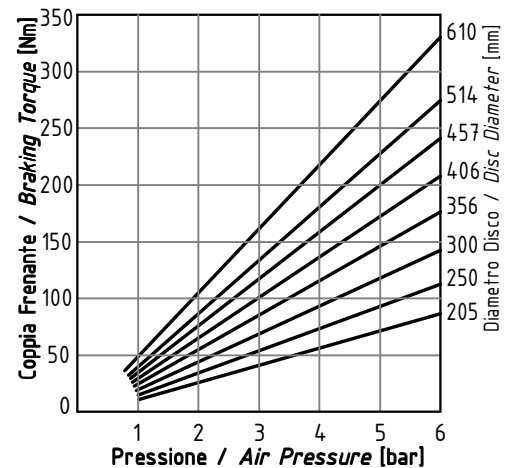
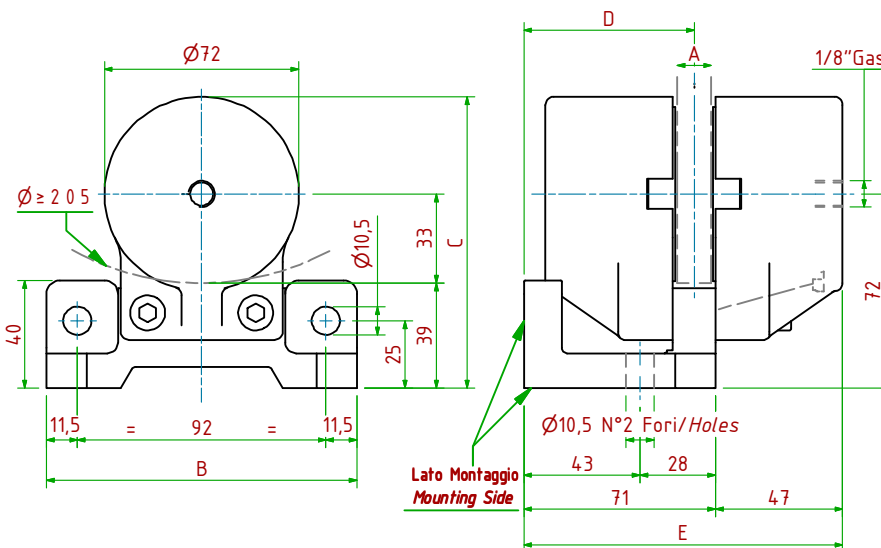


- Pressione di Lavoro/Operating Pressure: **Pl= 6bar** - Volume Max Cilindro/Max Cylinder Volume: **12cm<sup>3</sup>**
- Coppia Frenante/Braking Torque: **Md=[Ft x (ø(m)/2 - 0.021(m))]**  
**Importante:** La Coppia Frenante Iniziale può essere più bassa del 30%-50% **Warning:** Initial Braking Torque can be lower of 30%-50%
- Usura Ferodi Massima Totale/Maximum total wear of pads =8mm

MODELLO/ MODEL	CODICE/ CODE	A	B	C	D	E	Forza Frenante/Braking Force	Peso
PPV045/ 08	19.16.M045.02	8	84	85	50.5	93	Ft= 500N (6bar)	0.6kg
PPV045/12.7	19.16.M045.03	12.7	84	85	50.5	93	Ft= 500N (6bar)	0.6kg

PPV065/□□□

Pneumatico / Pneumatically Applied

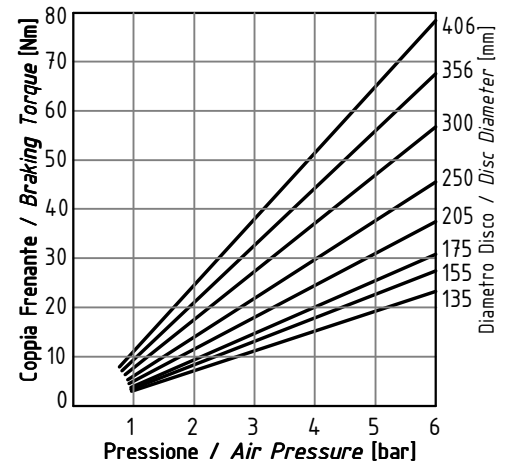
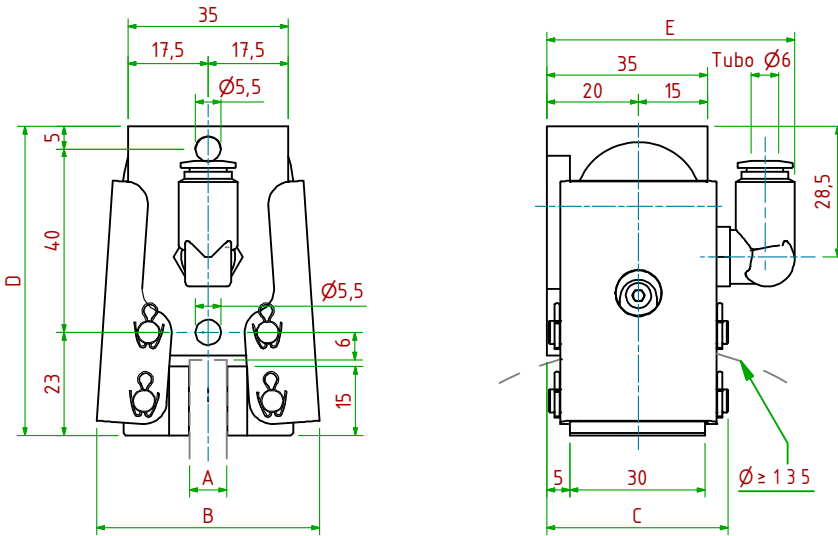


- Pressione di Lavoro/Operating Pressure: **Pl= 6bar** - Volume Max Cilindro/Max Cylinder Volume: **27cm<sup>3</sup>**
- Coppia Frenante/Braking Torque: **Md=[Ft x (ø(m)/2 - 0.033(m))]**  
**Importante:** La Coppia Frenante Iniziale può essere più bassa del 30%-50% **Warning:** Initial Braking Torque can be lower of 30%-50%
- Usura Ferodi Massima Totale/Maximum total wear of pads =10mm

MODELLO/ MODEL	CODICE/ CODE	A	B	C	D	E	Forza Frenante/Braking Force	Peso
PPV065/ 08	19.16.M065.02	8	115	108	63	118	Ft= 1220N (6bar)	1.3kg
PPV065/12.7	19.16.M065.03	12.7	115	108	63	118	Ft= 1220N (6bar)	1.3kg


**PPC C01/** □ □ □

**Pneumatico / Pneumatically Applied**



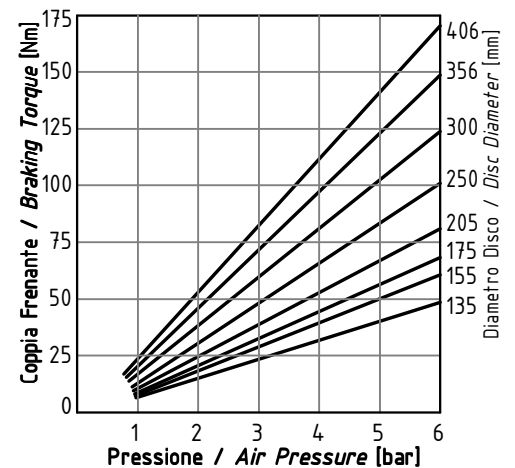
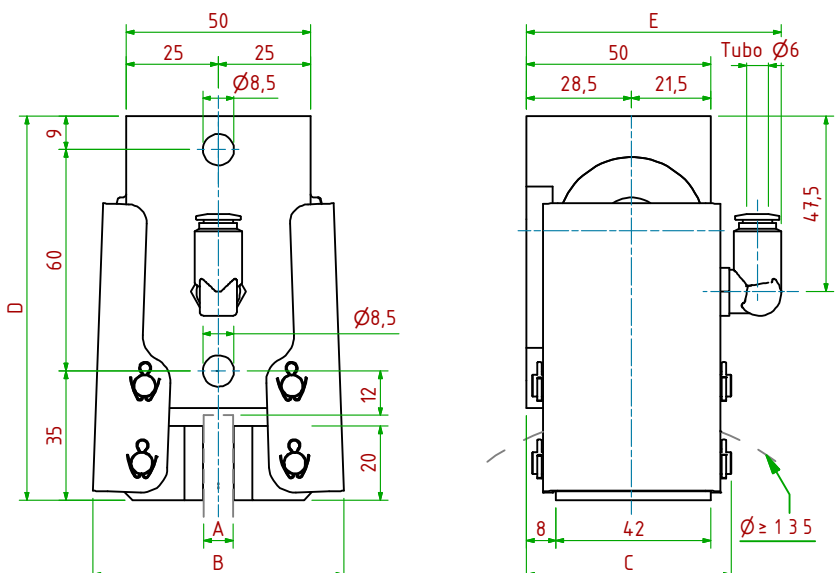
- Pressione di Lavoro/Operating Pressure: **Pl= 6bar** - Volume Max Cilindro/Max Cylinder Volume: **4 cm<sup>3</sup>**
- Coppia Frenante/Braking Torque: **Md=[Ft×(ø(m)/2-0.009(m))]**  
*Importante:* La Coppia Frenante Iniziale può essere più bassa del 30%-50% *Warning:* Initial Braking Torque can be lower of 30%-50%
- Usura massima totale Ferodi/Maximum total wear of pads:  
PPC C01/08 =8mm    PPC C01/12.7 =4mm

MODELLO/ MODEL	CODICE/ CODE	A	B	C	D <sub>Max</sub>	E <sub>Max</sub>	Forza Frenante/Braking Force	Peso
PPC C01/ 08	19.16.C01.02	8	50	40	68	57	Ft= 400N (6bar)	0.4kg
PPC C01/12.7	19.16.C01.03	12.7	50	40	68	57	Ft= 400N (6bar)	0.4kg




**PPC C02/** □ □ □

**Pneumatico / Pneumatically Applied**




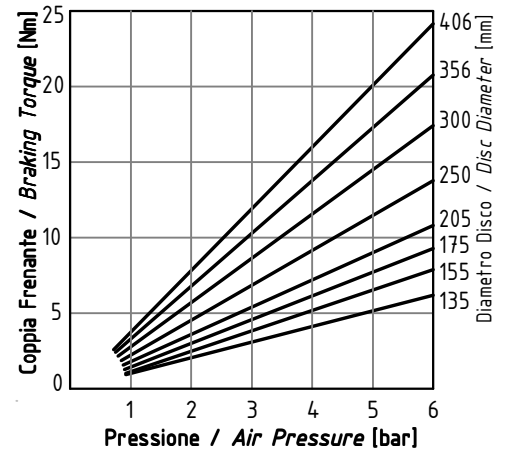
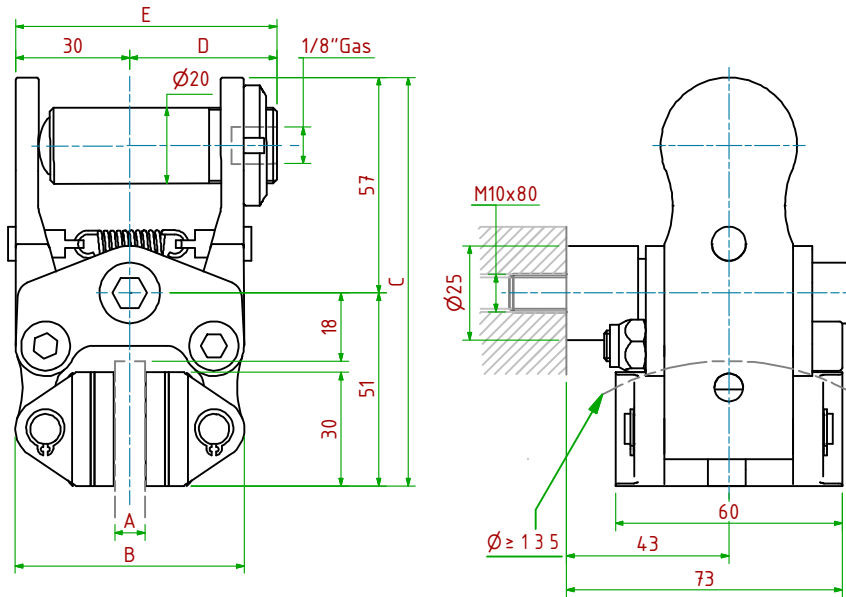
- Pressione di Lavoro/Operating Pressure: **Pl= 6bar** - Volume Max Cilindro/Max Cylinder Volume: **10cm<sup>3</sup>**
- Coppia Frenante/Braking Torque: **Md=[Ft×(ø(m)/2-0.013(m))]**  
*Importante:* La Coppia Frenante Iniziale può essere più bassa del 30%-50% *Warning:* Initial Braking Torque can be lower of 30%-50%
- Usura massima totale Ferodi/Maximum total wear of pads:  
PPC C02/08 =8mm    PPC C02/12.7 =4mm

MODELLO/ MODEL	CODICE/ CODE	A	B	C	D <sub>Max</sub>	E <sub>Max</sub>	Forza Frenante/Braking Force	Peso
PPC C02/ 08	19.16.C02.02	8	68	56	104	72	Ft= 900N (6bar)	1.1 kg
PPC C02/12.7	19.16.C02.03	12.7	68	56	104	72	Ft= 900N (6bar)	1.1 kg



**PPA A01/**

**Pneumatico / Pneumatically Applied**


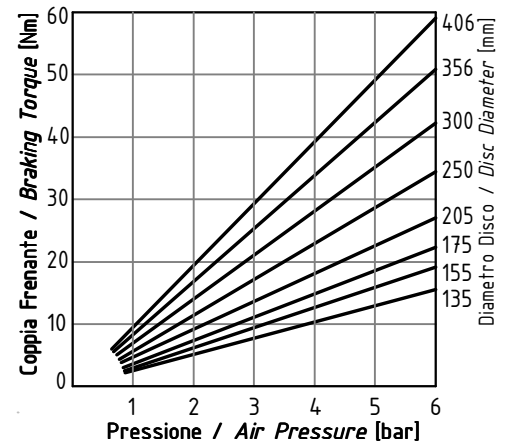
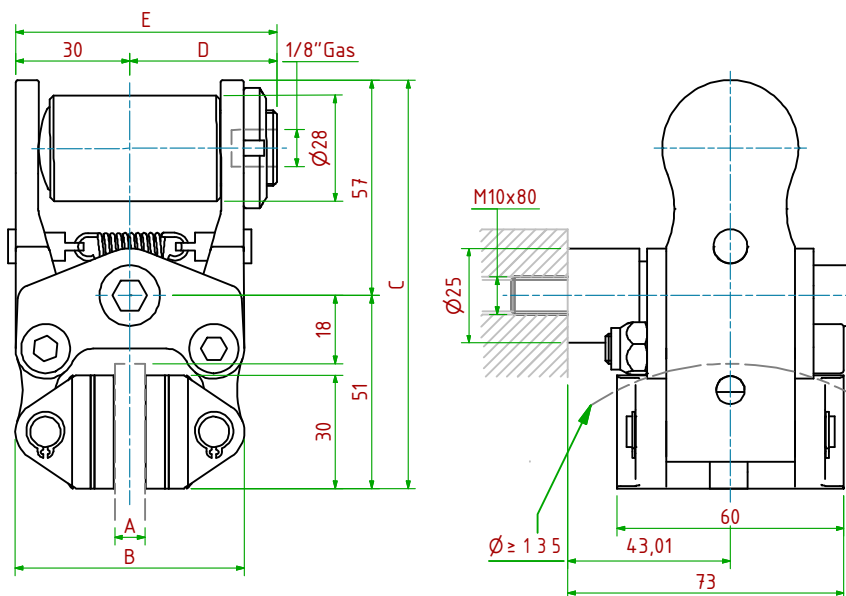


- Pressione di Lavoro/Operating Pressure: **Pl= 6bar** - Volume Max Cilindro/Max Cylinder Volume: **1 cm<sup>3</sup>**
- Coppia Frenante/Braking Torque: **Md=[Ft x (ø(m)/2 - 0.018(m))]**
- Importante:** La Coppia Frenante Iniziale può essere più bassa del 30%-50% **Warning:** Initial Braking Torque can be lower of 30%-50%
- Usura massima totale Ferodi/Maximum total wear of pads =5mm

MODELLO/ MODEL	CODICE/ CODE	A	B	C	DMax	EMax	Forza Frenante/Braking Force	Peso
PPA A01/ 08	19.16.A01.02	8	61	108	39	69	Ft= 130N (6bar)	0.6kg
PPA A01/12.7	19.16.A01.03	12.7	65	108	39	69	Ft= 130N (6bar)	0.6kg

**PPA A02/**

**Pneumatico / Pneumatically Applied**


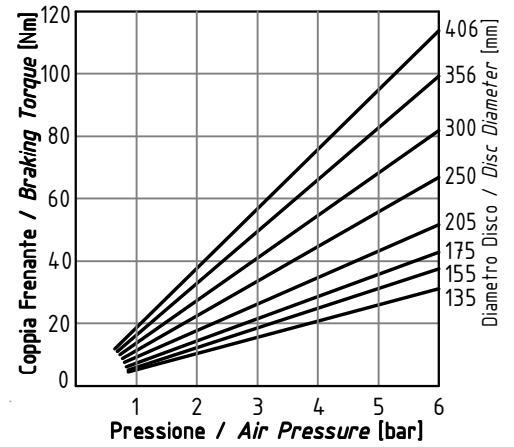
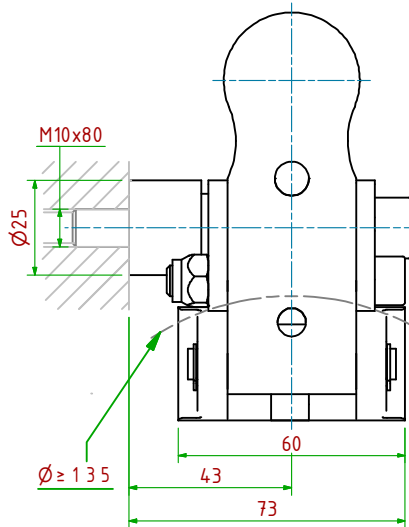
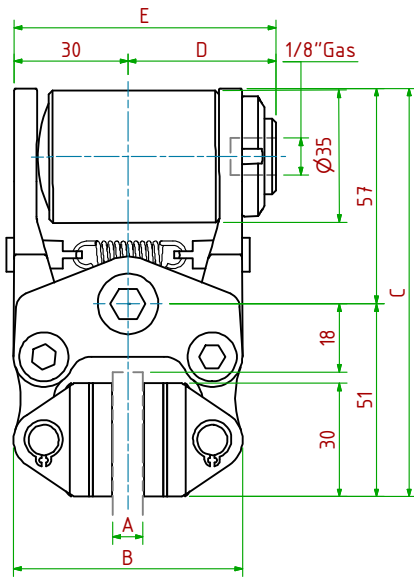


- Pressione di Lavoro/Operating Pressure: **Pl= 6bar** - Volume Max Cilindro/Max Cylinder Volume: **2 cm<sup>3</sup>**
- Coppia Frenante/Braking Torque: **Md=[Ft x (ø(m)/2 - 0.018(m))]**
- Importante:** La Coppia Frenante Iniziale può essere più bassa del 30%-50% **Warning:** Initial Braking Torque can be lower of 30%-50%
- Usura massima totale Ferodi/Maximum total wear of pads =5mm

MODELLO/ MODEL	CODICE/ CODE	A	B	C	DMax	EMax	Forza Frenante/Braking Force	Peso
PPA A02/ 08	19.16.A02.02	8	61	108	39	69	Ft= 320N (6bar)	0.7kg
PPA A02/12.7	19.16.A02.03	12.7	65	108	39	69	Ft= 320N (6bar)	0.7kg

**PPA A03/**

**Pneumatico / Pneumatically Applied**



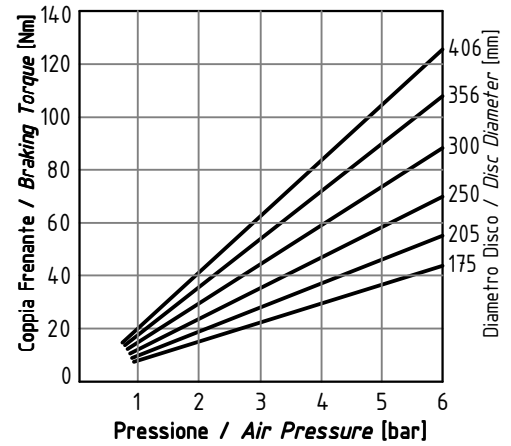
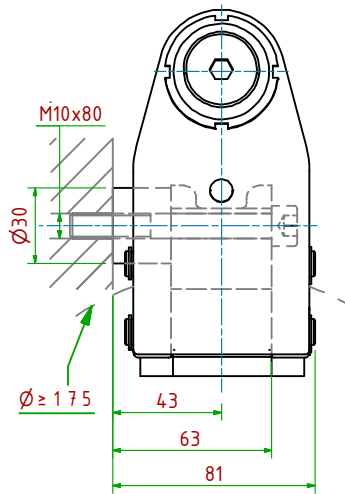
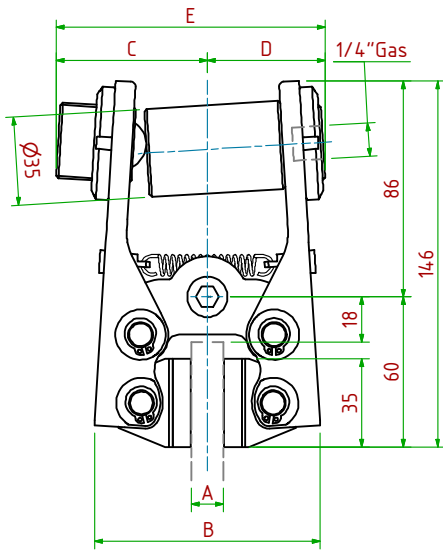
- Pressione di Lavoro/Operating Pressure: **Pl= 6bar** - Volume Max Cilindro/Max Cylinder Volume: **3 cm<sup>3</sup>**
- Coppia Frenante/Braking Torque: **Md=[Ft×(ø(m)/2-0.018(m))]**
- Importante:** La Coppia Frenante Iniziale può essere più bassa del 30%-50% **Warning:** Initial Braking Torque can be lower of 30%-50%
- Usura massima totale Ferodi/Maximum total wear of pads =5mm

MODELLO/MODEL	CODICE/ CODE	A	B	C	D <sub>Max</sub>	E <sub>Max</sub>	Forza Frenante/Braking Force	Peso
PPA A03/ 08	19.16.A03.02	8	61	108	39	69	Ft= 620N (6bar)	0.8kg
PPA A03/12.7	19.16.A03.03	12.7	65	108	39	69	Ft= 620N (6bar)	0.8kg



**PPB001/**

**Pneumatico / Pneumatically Applied**



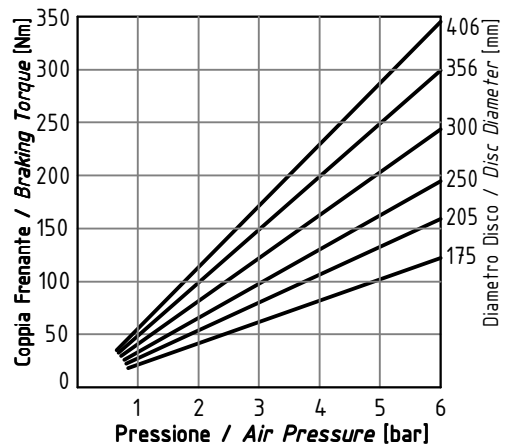
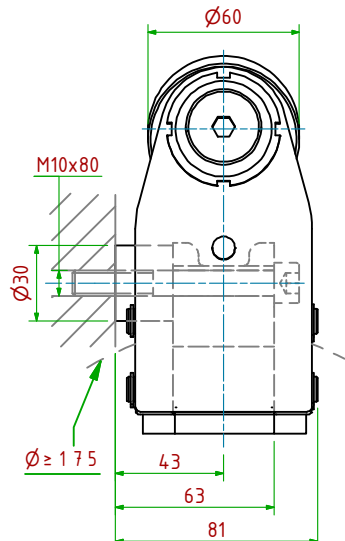
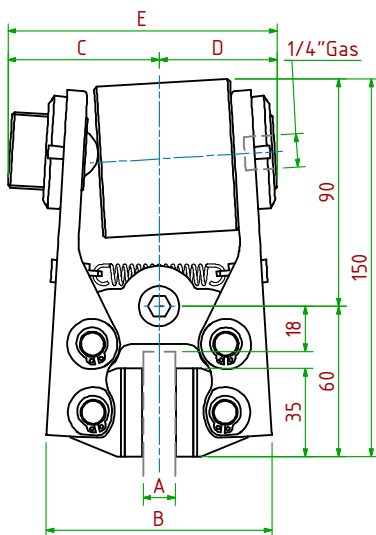
- Pressione di Lavoro/Operating Pressure: **Pl= 6bar** - Volume Max Cilindro/Max Cylinder Volume: **3cm<sup>3</sup>**
- Coppia Frenante/Braking Torque: **Md=[Ft×(Ø(m)/2-0.024(m))]**  
**Importante:** La Coppia Frenante Iniziale può essere più bassa del 30%-50% **Warning:** Initial Braking Torque can be lower of 30%-50%
- Usura Ferodi Massima Totale/Maximum total wear of pads =7mm

MODELLO/MODEL	CODICE/ CODE	A	B	C	D <sub>Max</sub>	E <sub>Max</sub>	Forza Frenante/Braking Force	Peso
PPB001/ 08	19.16.001.02	8	86	60	55	115	Ft= 700N (6bar)	2.4kg
PPB001/12.7	19.16.001.03	12.7	90	60	55	115	Ft= 700N (6bar)	2.5kg
PPB001/25.4	19.16.001.04	25.4	102	60	63	123	Ft= 700N (6bar)	2.6kg




**PPB002/**

**Pneumatico / Pneumatically Applied**



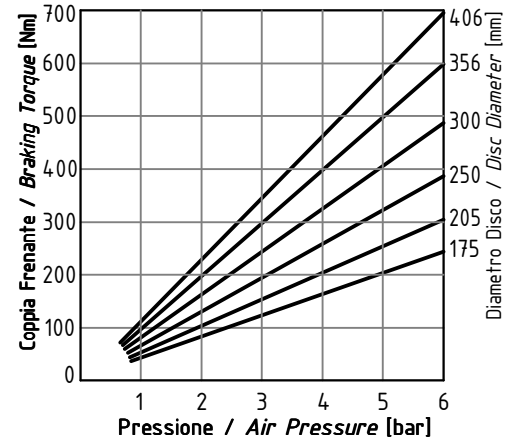
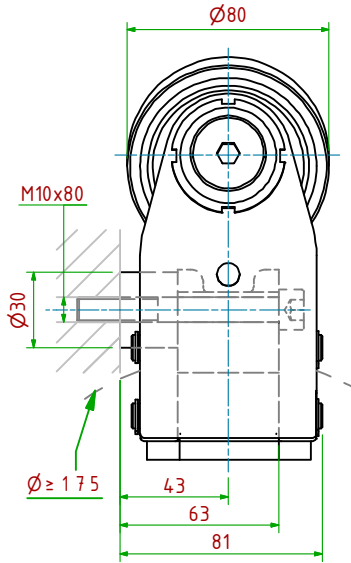
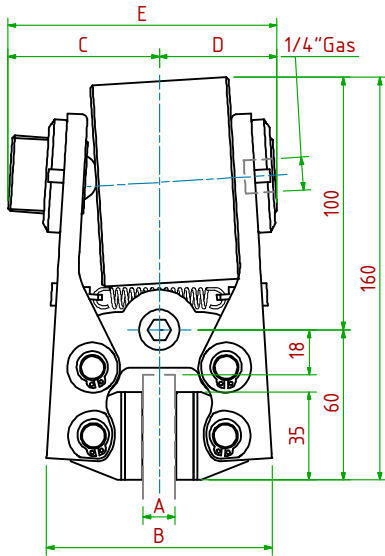
- Pressione di Lavoro/Operating Pressure: **Pl= 6bar** - Volume Max Cilindro/Max Cylinder Volume: **8cm<sup>3</sup>**
- Coppia Frenante/Braking Torque: **Md=[Ft×(Ø(m)/2-0.024(m))]**  
**Importante:** La Coppia Frenante Iniziale può essere più bassa del 30%-50% **Warning:** Initial Braking Torque can be lower of 30%-50%
- Usura Ferodi Massima Totale/Maximum total wear of pads =7mm

MODELLO/ MODEL	CODICE/ CODE	A	B	C	D <sub>Max</sub>	E <sub>Max</sub>	Forza Frenante/Braking Force	Peso
PPB002/ 08	19.16.002.02	8	86	60	55	115	Ft= 1950N (6bar)	2.6kg
PPB002/12.7	19.16.002.03	12.7	90	60	55	115	Ft= 1950N (6bar)	2.7kg
PPB002/25.4	19.16.002.04	25.4	102	60	63	123	Ft= 1950N (6bar)	2.8kg




**PPB003/**

**Pneumatico / Pneumatically Applied**



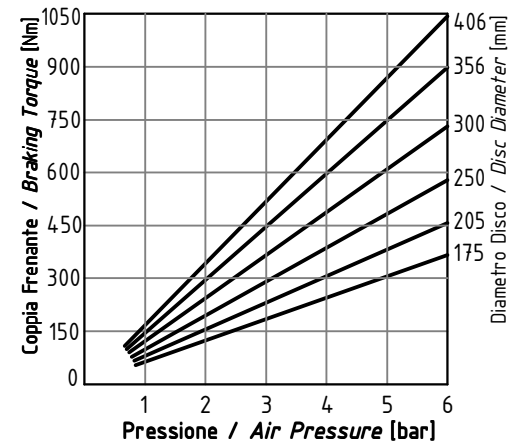
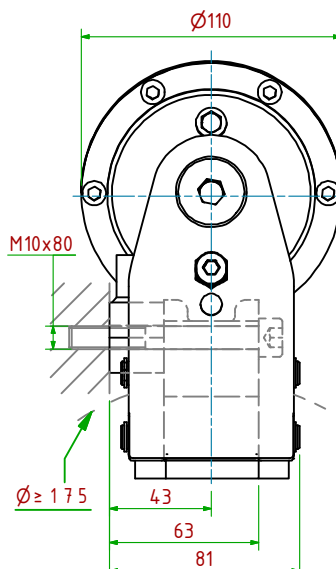
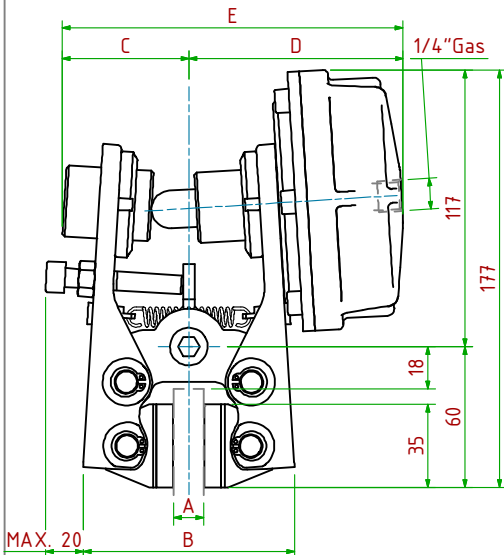
- Pressione di Lavoro/Operating Pressure: **Pl= 6bar** - Volume Max Cilindro/Max Cylinder Volume: **16 cm<sup>3</sup>**
- Coppia Frenante/Braking Torque: **Md=[Ft×(ø(m)/2-0.024(m))]**  
**Importante:** La Coppia Frenante Iniziale può essere più bassa del 30%-50% **Warning:** Initial Braking Torque can be lower of 30%-50%
- Usura Ferodi Massima Totale/Maximum total wear of pads =7mm

MODELLO / MODEL	CODICE / CODE	A	B	C	D <sub>Max</sub>	E <sub>Max</sub>	Forza Frenante/Braking Force	Peso
PPB003/ 08	19.16.003.02	8	86	60	55	115	Ft= 3890N (6bar)	2.8kg
PPB003/12.7	19.16.003.03	12.7	90	60	55	115	Ft= 3890N (6bar)	2.9kg
PPB003/25.4	19.16.003.04	25.4	102	60	63	123	Ft= 3890N (6bar)	3.0kg




**PPB004/**

**Pneumatico / Pneumatically Applied**



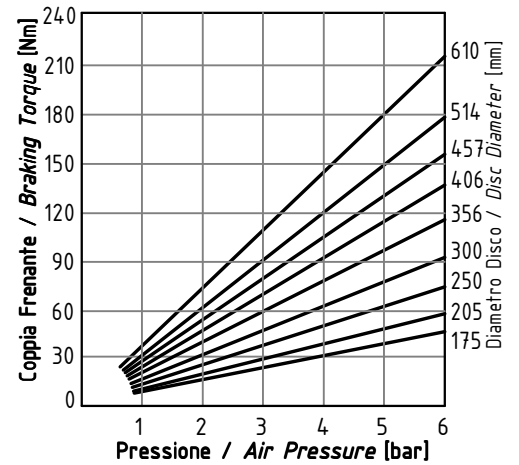
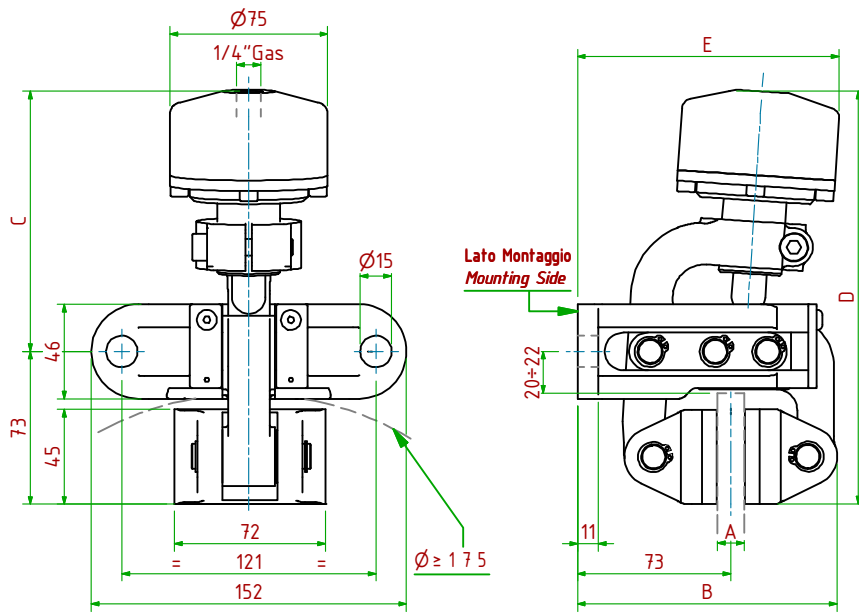
- Pressione di Lavoro/Operating Pressure: **Pl= 6bar** - Volume Max Cilindro/Max Cylinder Volume: **63cm<sup>3</sup>**
- Coppia Frenante/Braking Torque: **Md=[Ft×(ø(m)/2-0.024(m))]**  
**Importante:** La Coppia Frenante Iniziale può essere più bassa del 30%-50% **Warning:** Initial Braking Torque can be lower of 30%-50%
- Usura Ferodi Massima Totale/Maximum total wear of pads =7mm

MODELLO / MODEL	CODICE / CODE	A	B	C	D <sub>Max</sub>	E <sub>Max</sub>	Forza Frenante/Braking Force	Peso
PPB004/ 08	19.16.004.02	8	86	54	99	153	Ft= 5900N (6bar)	4.1kg
PPB004/12.7	19.16.004.03	12.7	90	54	100	154	Ft= 5900N (6bar)	4.2kg
PPB004/25.4	19.16.004.04	25.4	102	70	107	177	Ft= 5900N (6bar)	4.3kg



PPD011/□□□

Pneumatico / Pneumatically Applied


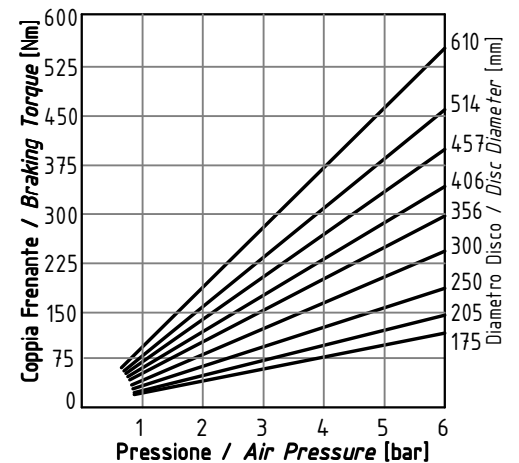
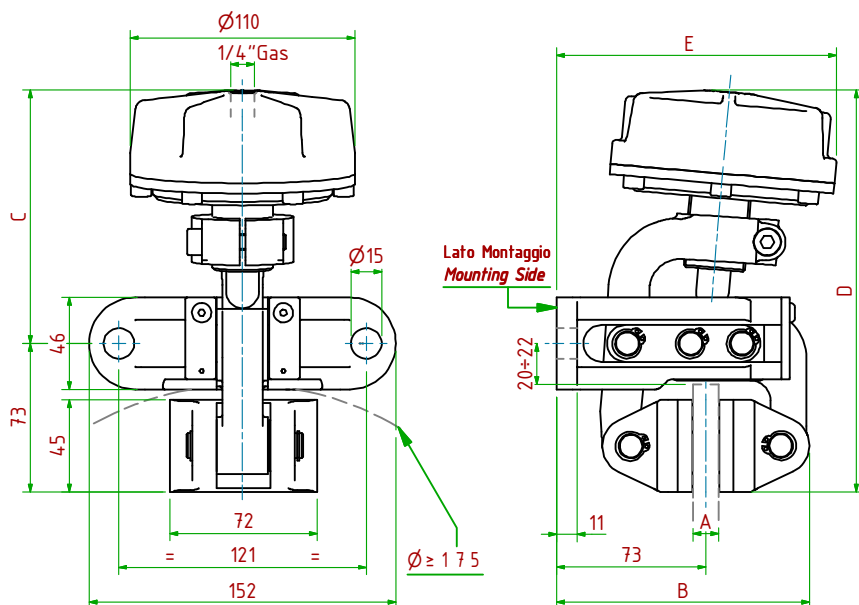


- Pressione di Lavoro/Operating Pressure: **Pl= 6bar** - Volume Max Cilindro/Max Cylinder Volume: **27 cm<sup>3</sup>**
- Coppia Frenante/Braking Torque: **Md=[Ft x (ø(m)/2 - 0.029(m))]**
- Importante:** La Coppia Frenante Iniziale può essere più bassa del 30%-50% **Warning:** Initial Braking Torque can be lower of 30%-50%
- Usura Ferodi Massima Totale/Maximum total wear of pads =9mm

MODELLO/ MODEL	CODICE/ CODE	A	B	C	D <sub>Max</sub>	E <sub>Max</sub>	Forza Frenante/Braking Force	Peso
PPD011/12.7	19.16.011.03	12.7	124	127	200	125	Ft= 780N (6bar)	4.6 kg
PPD011/25.4	19.16.011.04	25.4	130	127	200	127	Ft= 780N (6bar)	4.7 kg

PPD012/□□□

Pneumatico / Pneumatically Applied

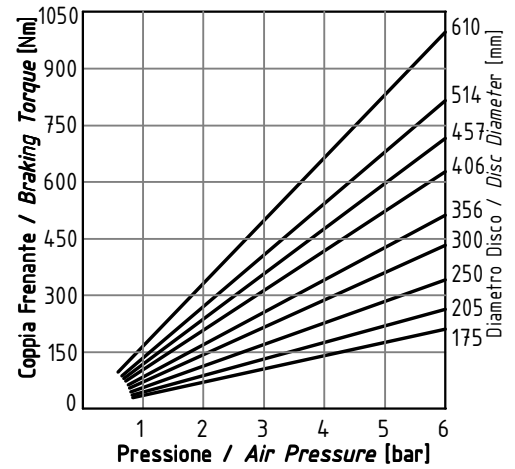
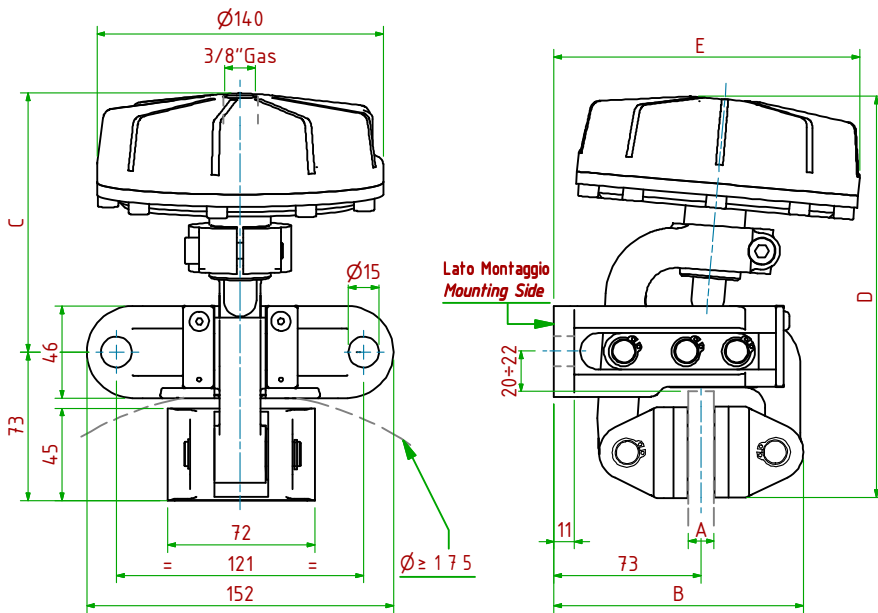


- Pressione di Lavoro/Operating Pressure: **Pl= 6bar** - Volume Max Cilindro/Max Cylinder Volume: **63 cm<sup>3</sup>**
- Coppia Frenante/Braking Torque: **Md=[Ft x (ø(m)/2 - 0.029(m))]**
- Importante:** La Coppia Frenante Iniziale può essere più bassa del 30%-50% **Warning:** Initial Braking Torque can be lower of 30%-50%
- Usura Ferodi Massima Totale/Maximum total wear of pads =9mm

MODELLO/ MODEL	CODICE/ CODE	A	B	C	D <sub>Max</sub>	E <sub>Max</sub>	Forza Frenante/Braking Force	Peso
PPD012/12.7	19.16.012.03	12.7	124	127	200	137	Ft= 2000N (6bar)	5.2 kg
PPD012/25.4	19.16.012.04	25.4	130	127	200	140	Ft= 2000N (6bar)	5.3 kg

**PPD013/**

**Pneumatico / Pneumatically Applied**


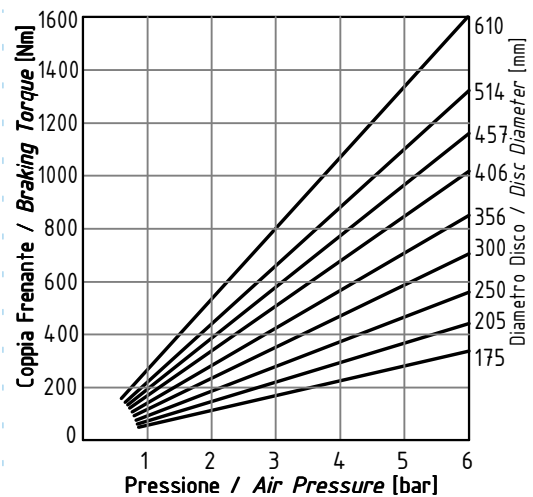
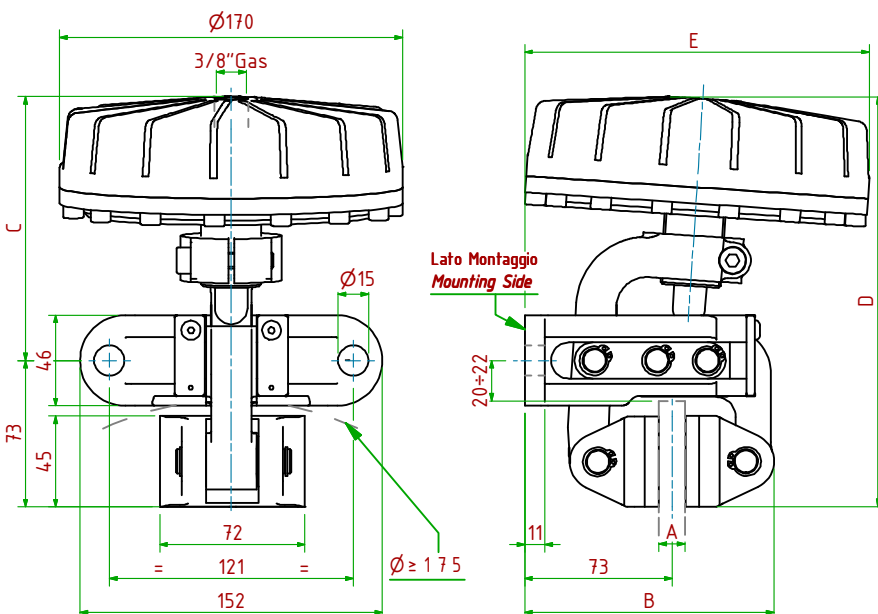


- Pressione di Lavoro/Operating Pressure: **Pl= 6bar** - Volume Max Cilindro/Max Cylinder Volume: **110cm<sup>3</sup>**
- Coppia Frenante/Braking Torque: **Md=[Ft×(ø(m)/2-0.029(m))]**
- Importante:** La Coppia Frenante Iniziale può essere più bassa del 30%-50% **Warning:** Initial Braking Torque can be lower of 30%-50%
- Usura Ferodi Massima Totale/Maximum total wear of pads =9mm

MODELLO/ MODEL	CODICE/ CODE	A	B	C	D <sub>Max</sub>	E <sub>Max</sub>	Forza Frenante/Braking Force	Peso
PPD013/12.7	19.16.013.03	12.7	124	129	202	152	Ft= 3600N (6bar)	6.1 kg
PPD013/25.4	19.16.013.04	25.4	130	129	202	157	Ft= 3600N (6bar)	6.2 kg

**PPD014/**

**Pneumatico / Pneumatically Applied**



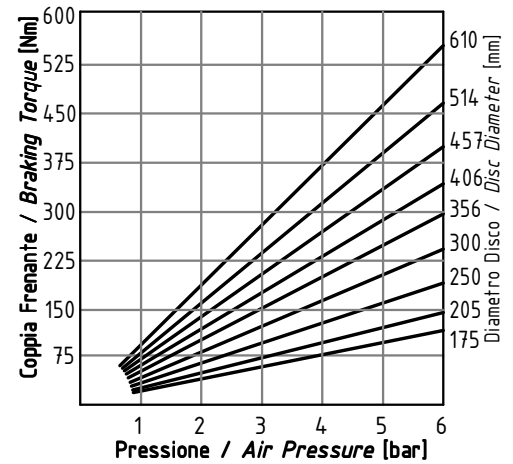
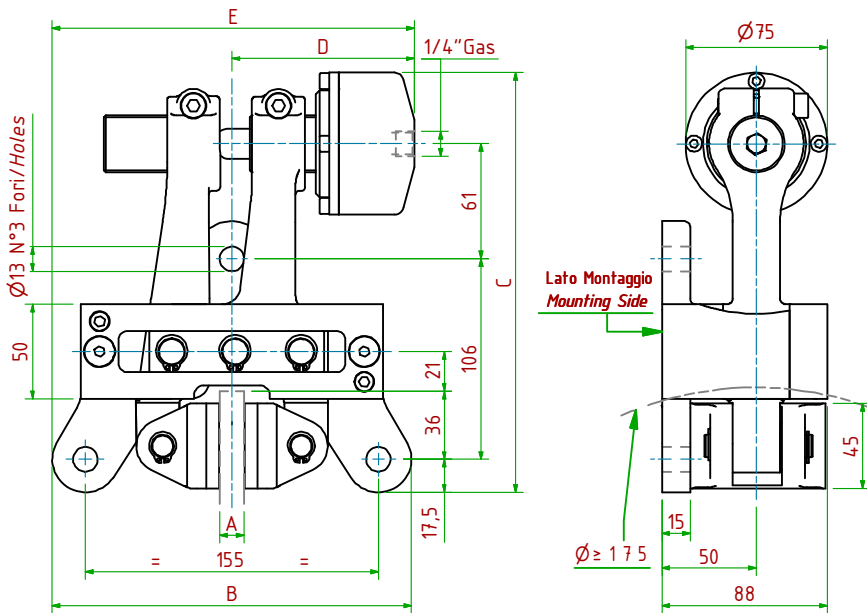
- Pressione di Lavoro/Operating Pressure: **Pl= 6bar** - Volume Max Cilindro/Max Cylinder Volume: **175cm<sup>3</sup>**
- Coppia Frenante/Braking Torque: **Md=[Ft×(ø(m)/2-0.029(m))]**
- Importante:** La Coppia Frenante Iniziale può essere più bassa del 30%-50% **Warning:** Initial Braking Torque can be lower of 30%-50%
- Usura Ferodi Massima Totale/Maximum total wear of pads =9mm

MODELLO/ MODEL	CODICE/ CODE	A	B	C	D <sub>Max</sub>	E <sub>Max</sub>	Forza Frenante/Braking Force	Peso
PPD014/12.7	19.16.014.03	12.7	124	133	206	171	Ft= 5800N (6bar)	7.8 kg
PPD014/25.4	19.16.014.04	25.4	130	133	206	169	Ft= 5800N (6bar)	7.9 kg



PPF021/

Pneumatico / Pneumatically Applied



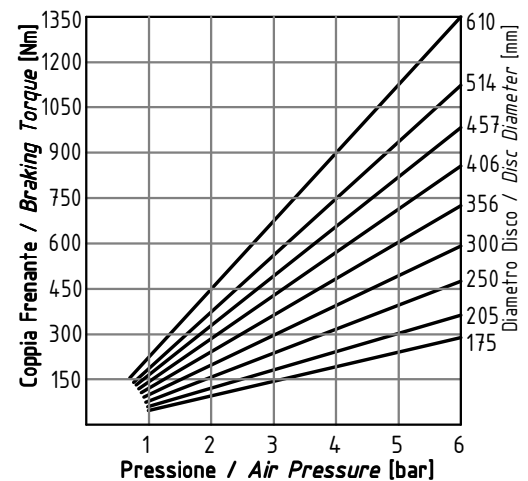
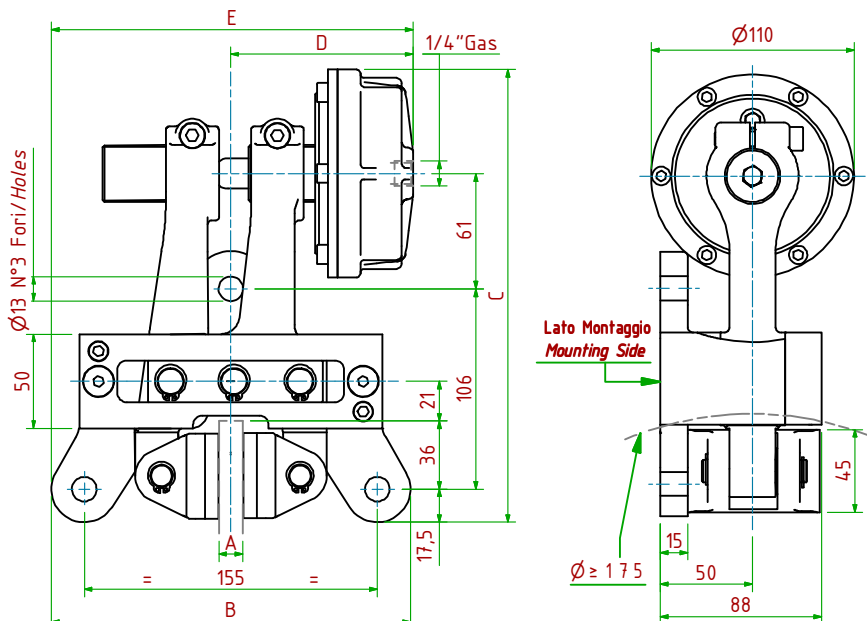
- Pressione di Lavoro/Operating Pressure: **Pl= 6bar** - Volume Max Cilindro/Max Cylinder Volume: **27 cm<sup>3</sup>**
- Coppia Frenante/Braking Torque: **Md=[Ftx(Ø(m)/2-0.029(m))]**
- Importante:** La Coppia Frenante Iniziale può essere più bassa del 30%-50% **Warning:** Initial Braking Torque can be lower of 30%-50%
- Usura Ferodi Massima Totale/Maximum total wear of pads =9mm

MODELLO/ MODEL	CODICE/ CODE	A	B	C	D <sub>Max</sub>	E <sub>Max</sub>	Forza Frenante/Braking Force	Peso
PPF021/12.7	19.16.021.03	12.7	190	222	97	192	Ft= 2000N (6bar)	8.2 kg
PPF021/25.4	19.16.021.04	25.4	190	222	99	194	Ft= 2000N (6bar)	8.4 kg



PPF022/

Pneumatico / Pneumatically Applied



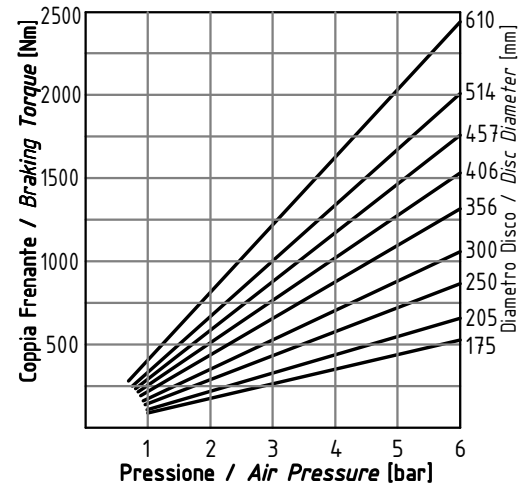
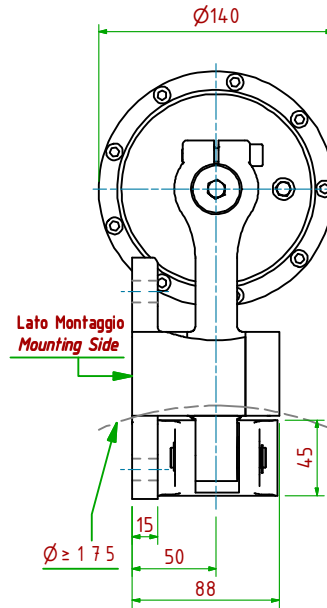
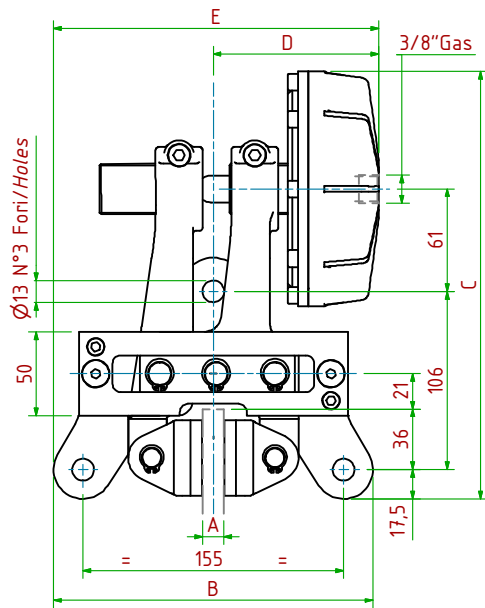
- Pressione di Lavoro/Operating Pressure: **Pl= 6bar** - Volume Max Cilindro/Max Cylinder Volume: **63 cm<sup>3</sup>**
- Coppia Frenante/Braking Torque: **Md=[Ftx(Ø(m)/2-0.029(m))]**
- Importante:** La Coppia Frenante Iniziale può essere più bassa del 30%-50% **Warning:** Initial Braking Torque can be lower of 30%-50%
- Usura Ferodi Massima Totale/Maximum total wear of pads =9mm

MODELLO/ MODEL	CODICE/ CODE	A	B	C	D <sub>Max</sub>	E <sub>Max</sub>	Forza Frenante/Braking Force	Peso
PPF022/12.7	19.16.022.03	12.7	190	240	97	192	Ft= 4900N (6bar)	8.9 kg
PPF022/25.4	19.16.022.04	25.4	190	240	99	194	Ft= 4900N (6bar)	9.1 kg



PPF023/ □ □ □

Pneumatico / Pneumatically Applied

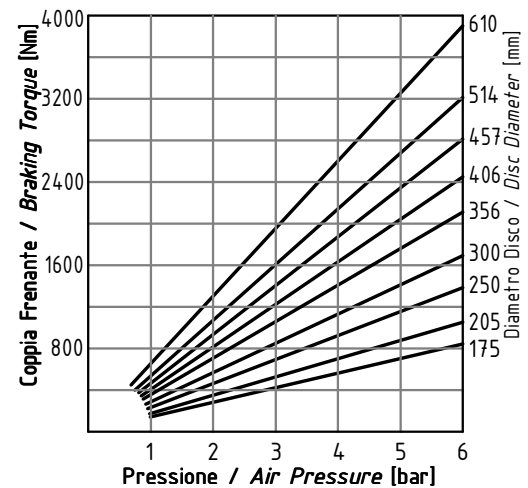
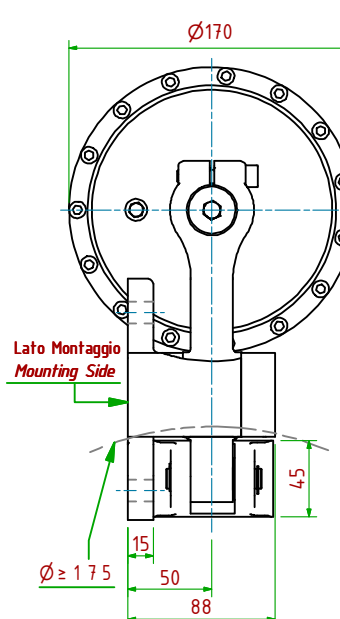
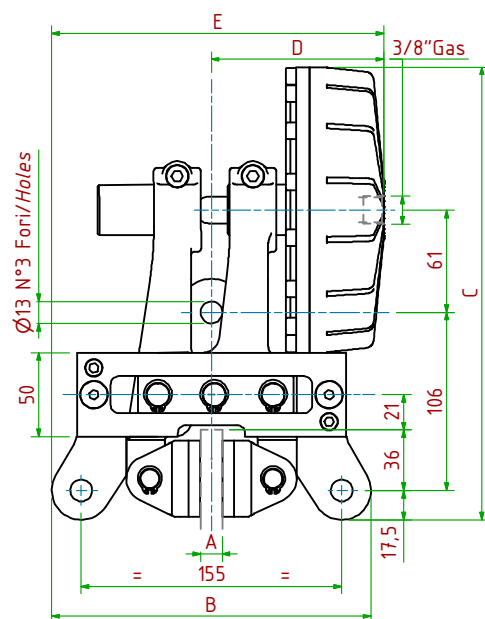


- Pressione di Lavoro/Operating Pressure: **Pl= 6bar** - Volume Max Cilindro/Max Cylinder Volume: **110 cm<sup>3</sup>**
- Coppia Frenante/Braking Torque: **Md=[Ft x (Ø(m)/2 - 0.029(m))]**
- Importante:** La Coppia Frenante Iniziale può essere più bassa del 30%-50% **Warning:** Initial Braking Torque can be lower of 30%-50%
- Usura Ferodi Massima Totale/Maximum total wear of pads =9mm

MODELLO/ MODEL	CODICE/ CODE	A	B	C	D <sub>Max</sub>	E <sub>Max</sub>	Forza Frenante/Braking Force	Peso
PPF023/12.7	19.16.023.03	12.7	190	255	99	194	Ft= 8800N (6bar)	10.0kg
PPF023/25.4	19.16.023.04	25.4	190	255	101	196	Ft= 8800N (6bar)	10.2kg

PPF024/ □ □ □

Pneumatico / Pneumatically Applied


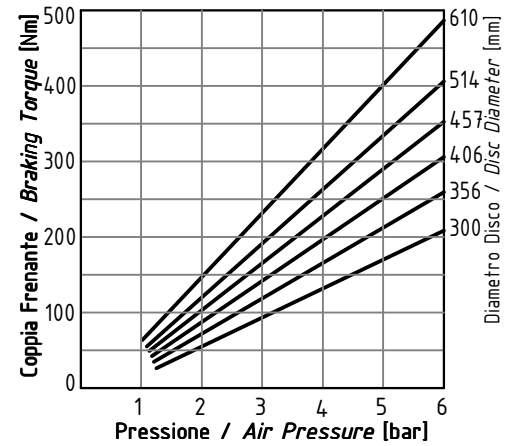
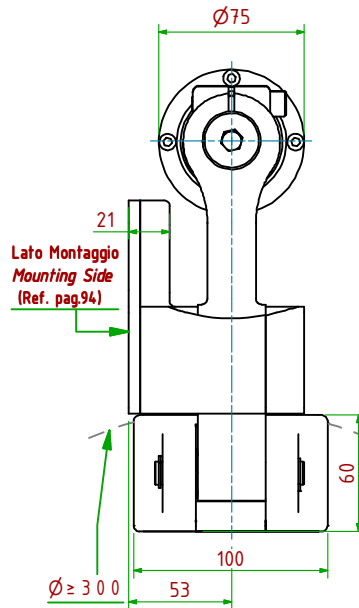
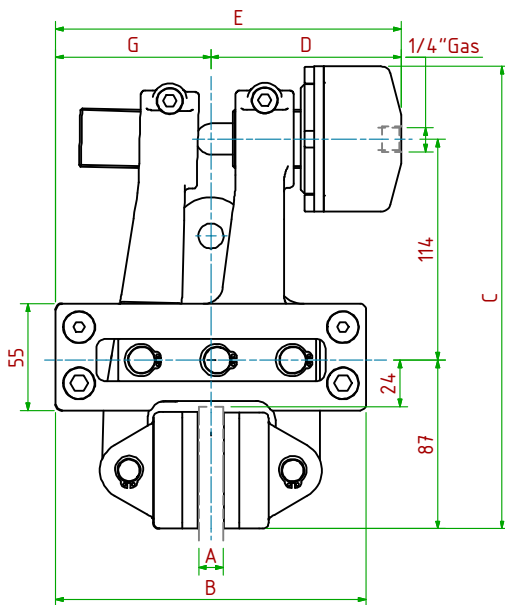


- Pressione di Lavoro/Operating Pressure: **Pl= 6bar** - Volume Max Cilindro/Max Cylinder Volume: **175 cm<sup>3</sup>**
- Coppia Frenante/Braking Torque: **Md=[Ft x (Ø(m)/2 - 0.029(m))]**
- Importante:** La Coppia Frenante Iniziale può essere più bassa del 30%-50% **Warning:** Initial Braking Torque can be lower of 30%-50%
- Usura Ferodi Massima Totale/Maximum total wear of pads =9mm

MODELLO/ MODEL	CODICE/ CODE	A	B	C	D <sub>Max</sub>	E <sub>Max</sub>	Forza Frenante/Braking Force	Peso
PPF024/12.7	19.16.024.03	12.7	190	270	102	197	Ft= 14150N (6bar)	11.7 kg
PPF024/25.4	19.16.024.04	25.4	190	270	105	200	Ft= 14150N (6bar)	11.9 kg

PPH031/□□□

Pneumatico / Pneumatically Applied


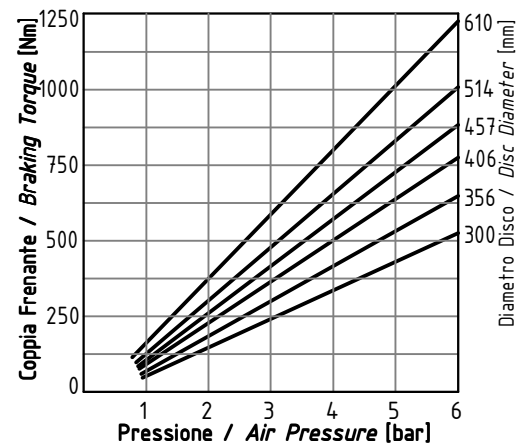
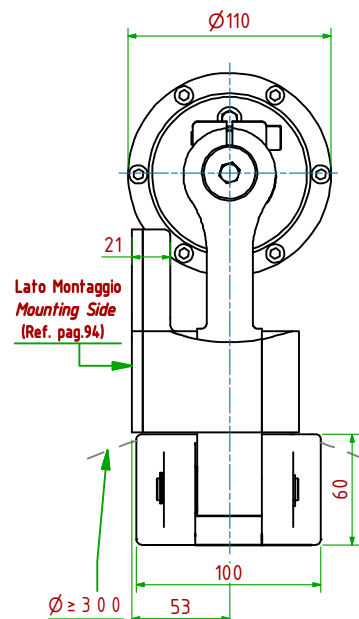
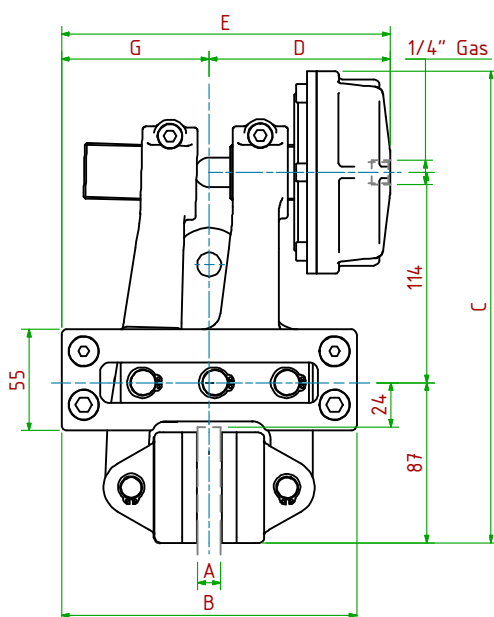


- Pressione di Lavoro/Operating Pressure: **Pl= 6bar** - Volume Max Cilindro/Max Cylinder Volume: **27 cm<sup>3</sup>**
- Coppia Frenante/Braking Torque: **Md=[Ft x (ø(m)/2 - 0.033(m))]**
- Importante:** La Coppia Frenante Iniziale può essere più bassa del 30%-50% **Warning:** Initial Braking Torque can be lower of 30%-50%
- Usura Ferodi Massima Totale/Maximum total wear of pads =9mm

MODELLO/ MODEL	CODICE/ CODE	A	B	C	D <sub>Max</sub>	E <sub>Max</sub>	G	Forza Frenante/Braking Force	Peso
PPH031/12.7	19.16.031.03	12.7	180	239	98	178	80	Ft= 1800N (6bar)	10.5kg
PPH031/25.4	19.16.031.04	25.4	180	239	103	193	90	Ft= 1800N (6bar)	10.9kg

PPH032/□□□

Pneumatico / Pneumatically Applied


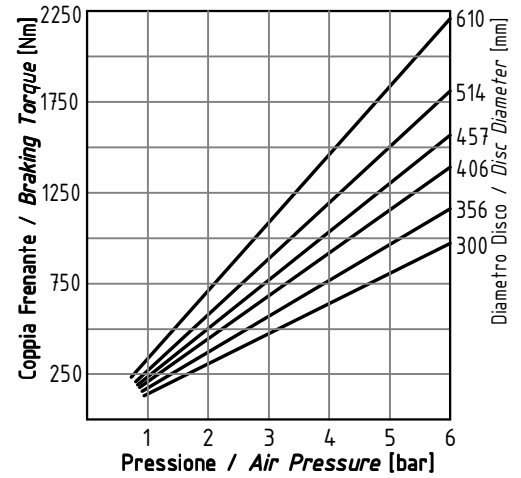
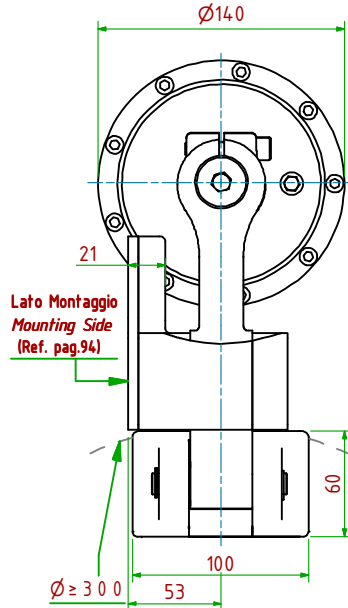
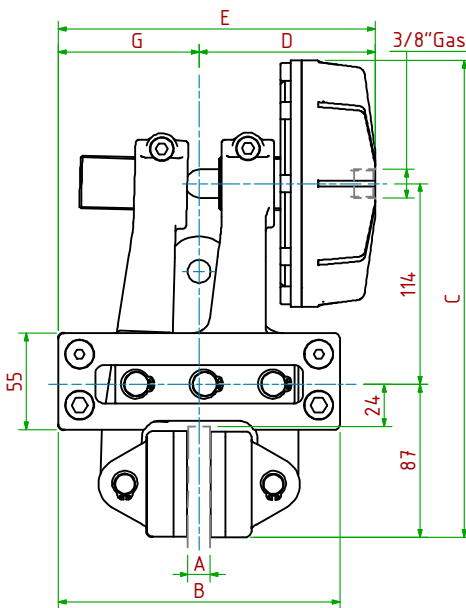


- Pressione di Lavoro/Operating Pressure: **Pl= 6bar** - Volume Max Cilindro/Max Cylinder Volume: **63 cm<sup>3</sup>**
- Coppia Frenante/Braking Torque: **Md=[Ft x (ø(m)/2 - 0.033(m))]**
- Importante:** La Coppia Frenante Iniziale può essere più bassa del 30%-50% **Warning:** Initial Braking Torque can be lower of 30%-50%
- Usura Ferodi Massima Totale/Maximum total wear of pads =9mm

MODELLO/ MODEL	CODICE/ CODE	A	B	C	D <sub>Max</sub>	E <sub>Max</sub>	G	Forza Frenante/Braking Force	Peso
PPH032/12.7	19.16.032.03	12.7	180	256	98	178	80	Ft= 4500N (6bar)	11.2 kg
PPH032/25.4	19.16.032.04	25.4	180	256	103	193	90	Ft= 4500N (6bar)	11.6 kg

**PPH033/**

**Pneumatico / Pneumatically Applied**


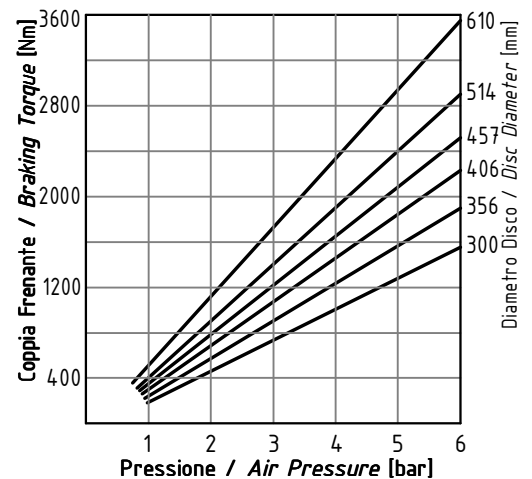
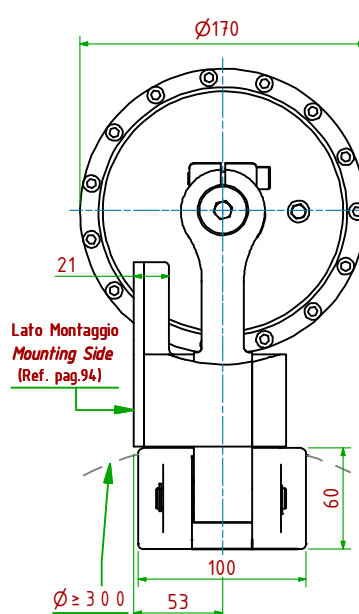
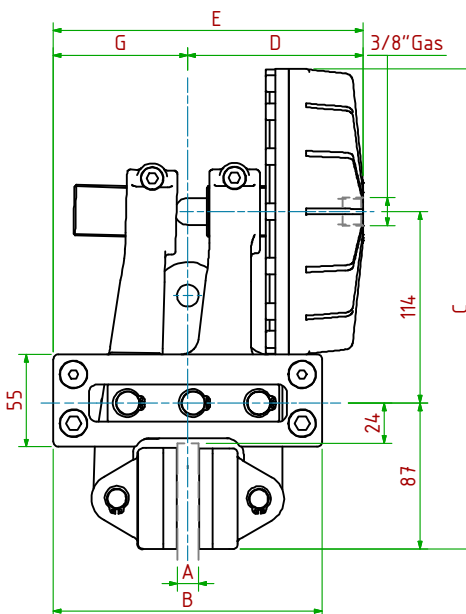


- Pressione di Lavoro/Operating Pressure: **Pl= 6bar** - Volume Max Cilindro/Max Cylinder Volume: **110cm<sup>3</sup>**
- Coppia Frenante/Braking Torque: **Md=[Ft x (ø(m)/2 - 0.033(m))]**
- Importante:** La Coppia Frenante Iniziale può essere più bassa del 30%-50% **Warning:** Initial Braking Torque can be lower of 30%-50%
- Usura Ferodi Massima Totale/Maximum total wear of pads =9mm

MODELLO/ MODEL	CODICE/ CODE	A	B	C	D <sub>Max</sub>	E <sub>Max</sub>	G	Forza Frenante/Braking Force	Peso
PPH033/12.7	19.16.033.03	12.7	180	271	100	180	80	Ft= 8100N (6bar)	11.7 kg
PPH033/25.4	19.16.033.04	25.4	180	271	105	195	90	Ft= 8100N (6bar)	12.2 kg

**PPH034/**

**Pneumatico / Pneumatically Applied**




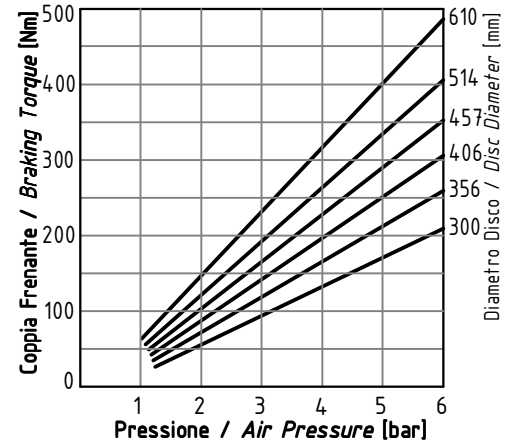
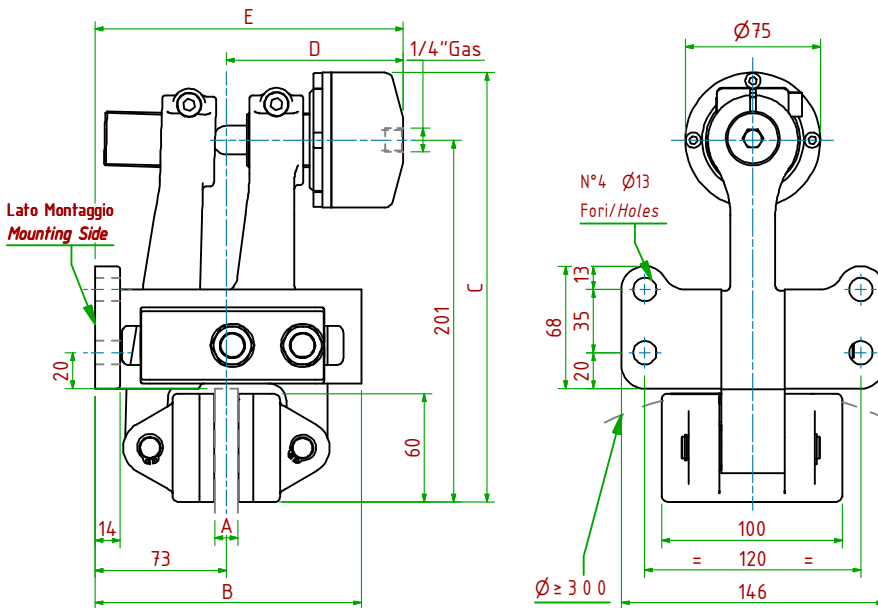
- Pressione di Lavoro/Operating Pressure: **Pl= 6bar** - Volume Max Cilindro/Max Cylinder Volume: **175cm<sup>3</sup>**
- Coppia Frenante/Braking Torque: **Md=[Ft x (ø(m)/2 - 0.033(m))]**
- Importante:** La Coppia Frenante Iniziale può essere più bassa del 30%-50% **Warning:** Initial Braking Torque can be lower of 30%-50%
- Usura Ferodi Massima Totale/Maximum total wear of pads =9mm

MODELLO/ MODEL	CODICE/ CODE	A	B	C	D <sub>Max</sub>	E <sub>Max</sub>	G	Forza Frenante/Braking Force	Peso
PPH034/12.7	19.16.034.03	12.7	180	286	104	184	80	Ft= 13000N (6bar)	13.4 kg
PPH034/25.4	19.16.034.04	25.4	180	286	109	199	90	Ft= 13000N (6bar)	13.9 kg



PPHP310/□□□

Pneumatico / Pneumatically Applied

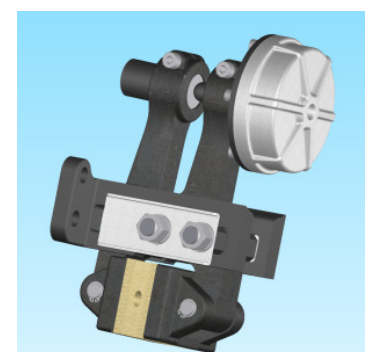
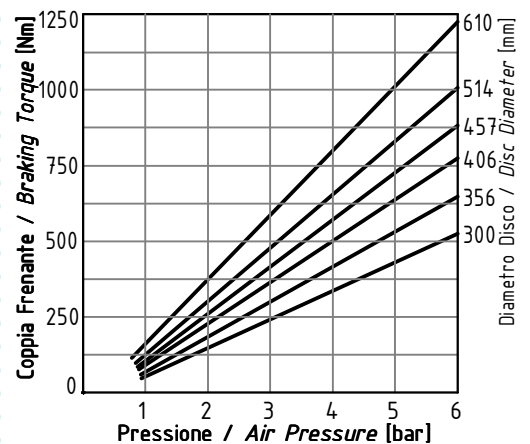
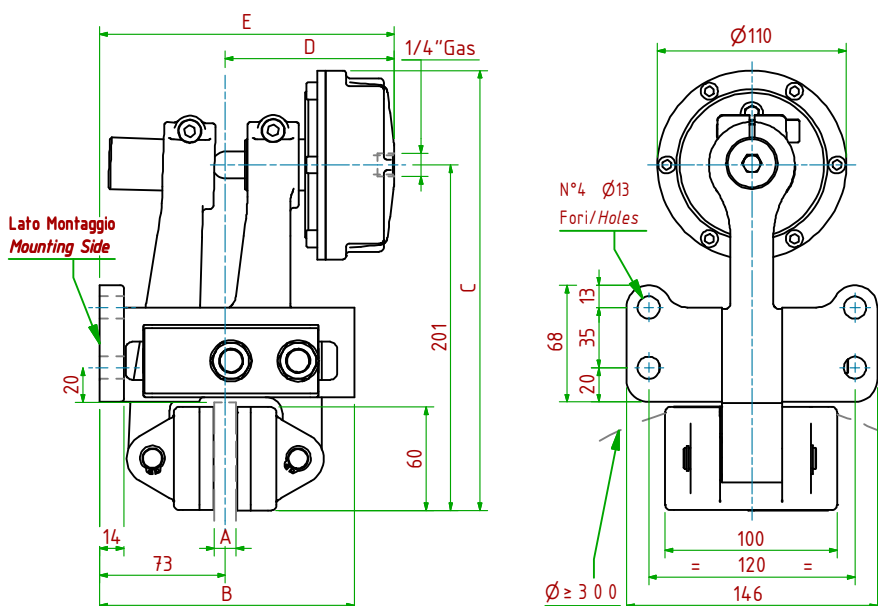


- Pressione di Lavoro/Operating Pressure: **Pl= 6bar** - Volume Max Cilindro/Max Cylinder Volume: **27 cm<sup>3</sup>**
- Coppia Frenante/Braking Torque: **Md=[Ft x (ø(m)/2 - 0.033(m))]**
- Importante:** La Coppia Frenante Iniziale può essere più bassa del 30%-50% **Warning:** Initial Braking Torque can be lower of 30%-50%
- Usura Ferodi Massima Totale/Maximum total wear of pads =9mm

MODELLO/ MODEL	CODICE/ CODE	A	B	C	D <sub>Max</sub>	E <sub>Max</sub>	Forza Frenante/Braking Force	Peso
PPHP310/12.7	19.16.310.03	12.7	148	239	98	171	Ft= 1800N (6bar)	8.7 kg
PPHP310/25.4	19.16.310.04	25.4	148	239	105	178	Ft= 1800N (6bar)	8.9 kg

PPHP320/□□□

Pneumatico / Pneumatically Applied


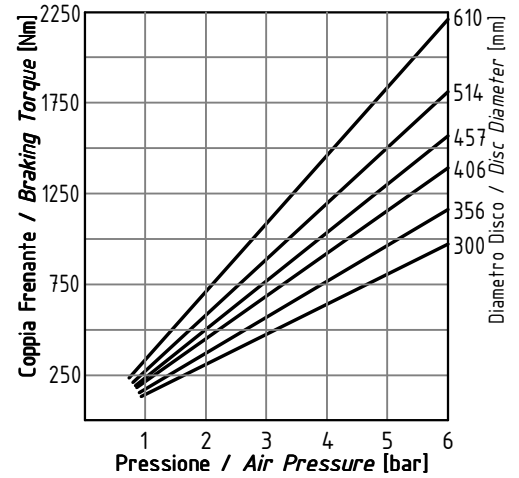
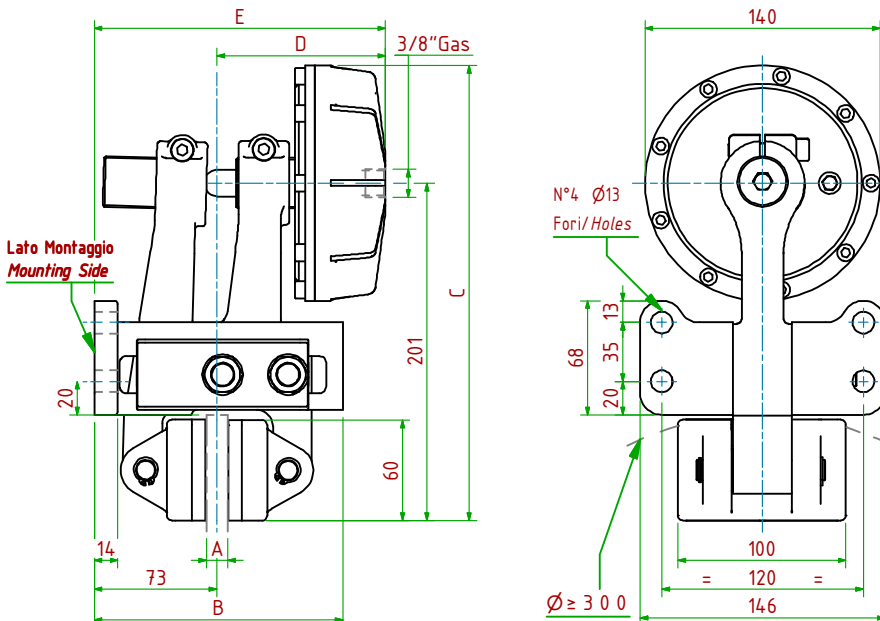


- Pressione di Lavoro/Operating Pressure: **Pl= 6bar** - Volume Max Cilindro/Max Cylinder Volume: **63 cm<sup>3</sup>**
- Coppia Frenante/Braking Torque: **Md=[Ft x (ø(m)/2 - 0.033(m))]**
- Importante:** La Coppia Frenante Iniziale può essere più bassa del 30%-50% **Warning:** Initial Braking Torque can be lower of 30%-50%
- Usura Ferodi Massima Totale/Maximum total wear of pads =9mm

MODELLO/ MODEL	CODICE/ CODE	A	B	C	D <sub>Max</sub>	E <sub>Max</sub>	Forza Frenante/Braking Force	Peso
PPHP320/12.7	19.16.320.03	12.7	148	256	98	171	Ft= 4500N (6bar)	9.4 kg
PPHP320/25.4	19.16.320.04	25.4	148	256	105	178	Ft= 4500N (6bar)	9.6 kg

PPHP330/□□□

Pneumatico / Pneumatically Applied

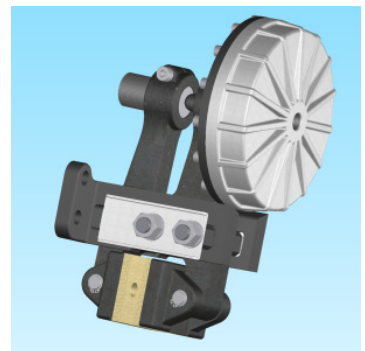
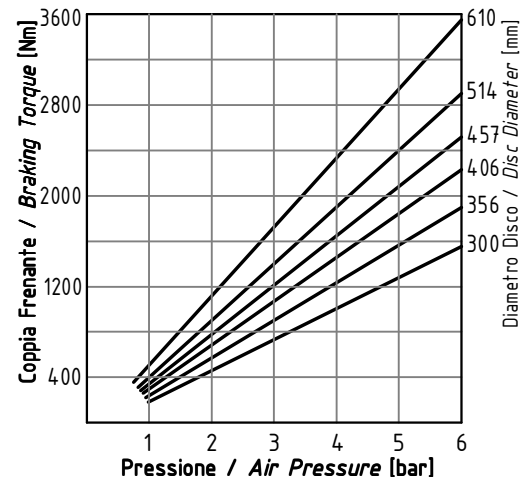
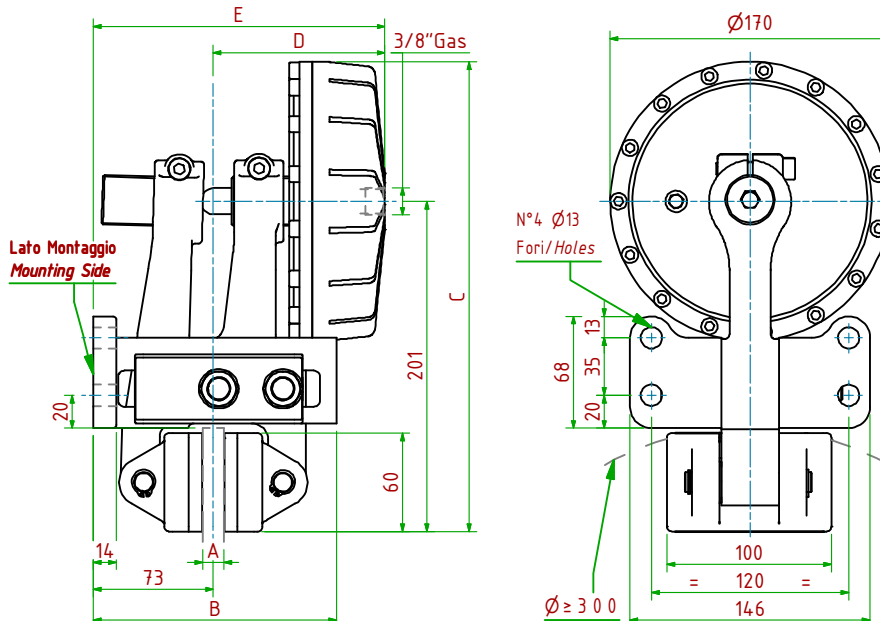


- Pressione di Lavoro/Operating Pressure: **Pl= 6bar** - Volume Max Cilindro/Max Cylinder Volume: **110cm<sup>3</sup>**
- Coppia Frenante/Braking Torque: **Md=[Ft x (ø(m)/2 - 0.033(m))]**
- Importante:** La Coppia Frenante Iniziale può essere più bassa del 30%-50% **Warning:** Initial Braking Torque can be lower of 30%-50%
- Usura Ferodi Massima Totale/Maximum total wear of pads =9mm

MODELLO/MODEL	CODICE/ CODE	A	B	C	D <sub>Max</sub>	E <sub>Max</sub>	Forza Frenante/Braking Force	Peso
PPHP330/12.7	19.16.330.03	12.7	148	271	100	173	Ft= 8100N (6bar)	10.4kg
PPHP330/25.4	19.16.330.04	25.4	148	271	107	180	Ft= 8100N (6bar)	10.6kg

PPHP340/□□□

Pneumatico / Pneumatically Applied

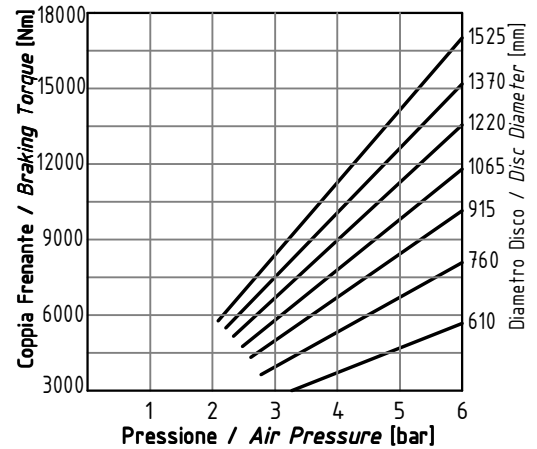
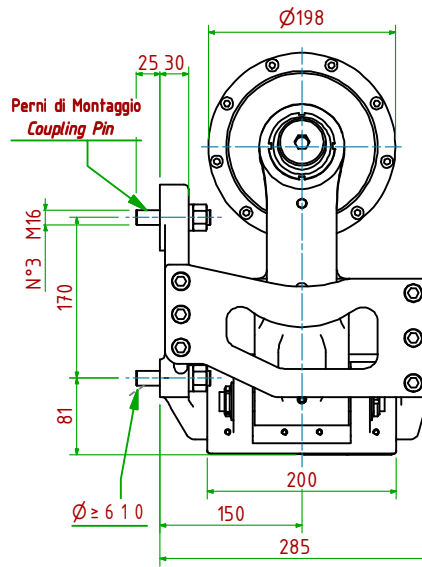
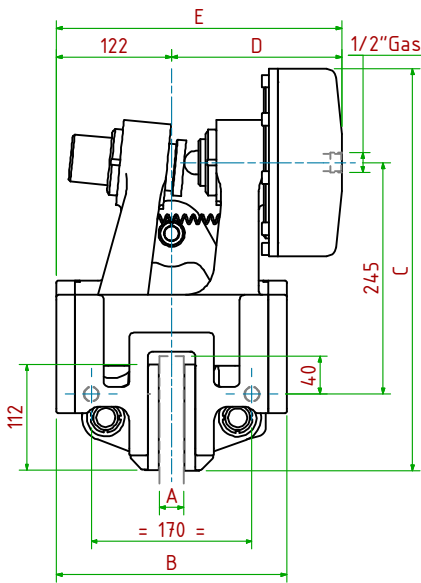


- Pressione di Lavoro/Operating Pressure: **Pl= 6bar** - Volume Max Cilindro/Max Cylinder Volume: **175cm<sup>3</sup>**
- Coppia Frenante/Braking Torque: **Md=[Ft x (ø(m)/2 - 0.033(m))]**
- Importante:** La Coppia Frenante Iniziale può essere più bassa del 30%-50% **Warning:** Initial Braking Torque can be lower of 30%-50%
- Usura Ferodi Massima Totale/Maximum total wear of pads =9mm

MODELLO/MODEL	CODICE/ CODE	A	B	C	D <sub>Max</sub>	E <sub>Max</sub>	Forza Frenante/Braking Force	Peso
PPHP340/12.7	19.16.340.03	12.7	148	286	104	177	Ft= 13000N (6bar)	12.0kg
PPHP340/25.4	19.16.340.04	25.4	148	286	111	184	Ft= 13000N (6bar)	12.2kg


**PPT064/**

**Pneumatico / Pneumatically Applied**



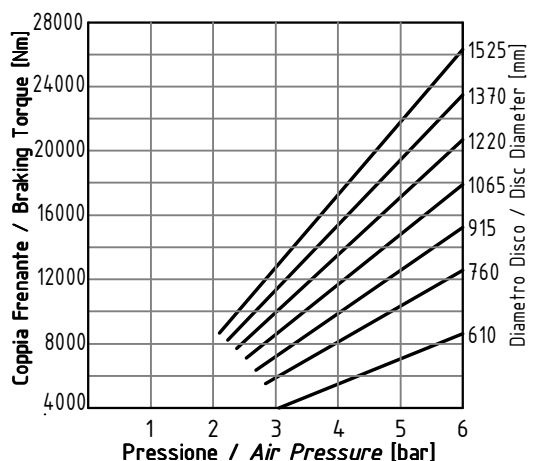
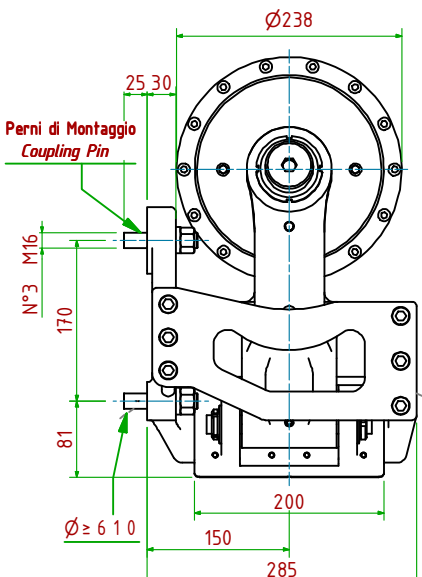
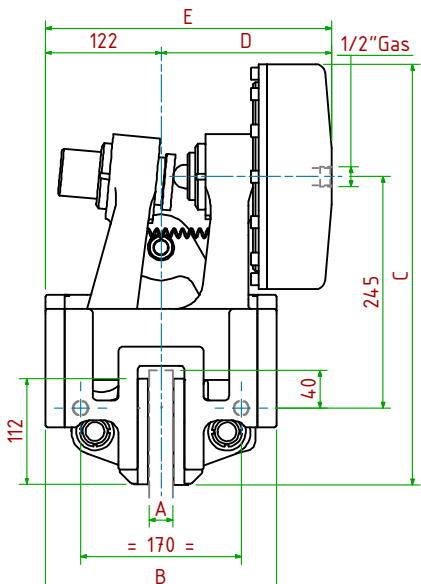
- Pressione di Lavoro/Operating Pressure: **Pl= 6bar** - Volume Max Cilindro/Max Cylinder Volume: **0.46dm<sup>3</sup>**
- Coppia Frenante/Braking Torque: **Md=[Ft×(ø(m)/2-0.065(m))]**
- Importante:** La Coppia Frenante Iniziale può essere più bassa del 30%-50% **Warning:** Initial Braking Torque can be lower of 30%-50%
- Usura Ferodi Massima Totale/Maximum total wear of pads =12mm

MODELLO/MODEL	CODICE/ CODE	A	B	C	D <sub>Max</sub>	E <sub>Max</sub>	Forza Frenante/Braking Force	Peso
PPT064/25.4	19.16.064.04	25.4	24.4	425	181	303	Ft= 23500N (6bar)	61.8 kg
PPT064/ 30	19.16.064.05	30	24.4	425	181	303	Ft= 23500N (6bar)	61.8 kg
PPT064/ 40	19.16.064.06	40	24.4	425	186	308	Ft= 23500N (6bar)	61.8 kg



**PPT066/**

**Pneumatico / Pneumatically Applied**



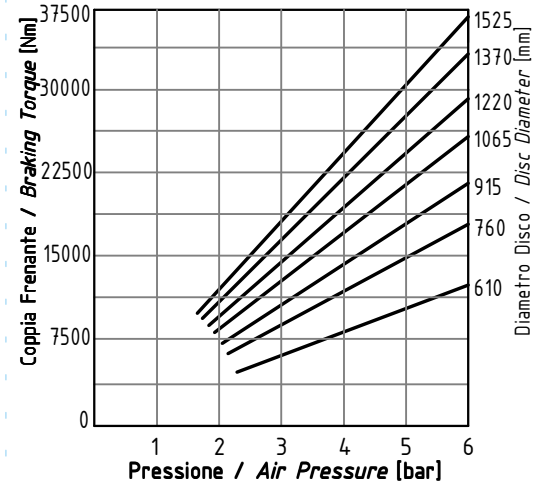
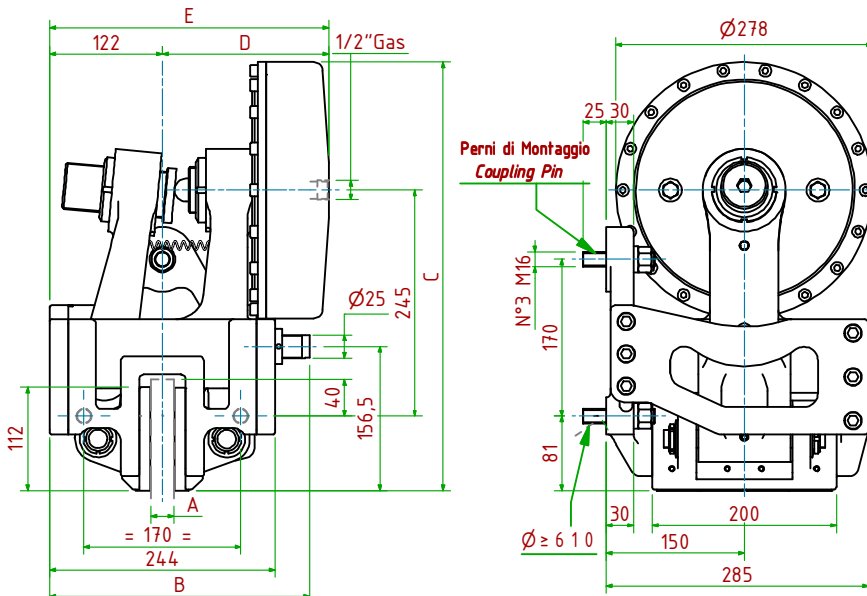
- Pressione di Lavoro/Operating Pressure: **Pl= 6bar** - Volume Max Cilindro/Max Cylinder Volume: **0.69dm<sup>3</sup>**
- Coppia Frenante/Braking Torque: **Md=[Ft×(ø(m)/2-0.065(m))]**
- Importante:** La Coppia Frenante Iniziale può essere più bassa del 30%-50% **Warning:** Initial Braking Torque can be lower of 30%-50%
- Usura Ferodi Massima Totale/Maximum total wear of pads =12mm

MODELLO/MODEL	CODICE/ CODE	A	B	C	D <sub>Max</sub>	E <sub>Max</sub>	Forza Frenante/Braking Force	Peso
PPT066/25.4	19.16.066.04	25.4	24.4	445	181	303	Ft= 36600N (6bar)	65.2kg
PPT066/ 30	19.16.066.05	30	24.4	445	181	303	Ft= 36600N (6bar)	65.2kg
PPT066/ 40	19.16.066.06	40	24.4	445	186	308	Ft= 36600N (6bar)	65.2kg




### PPT068/

### Pneumatico / Pneumatically Applied



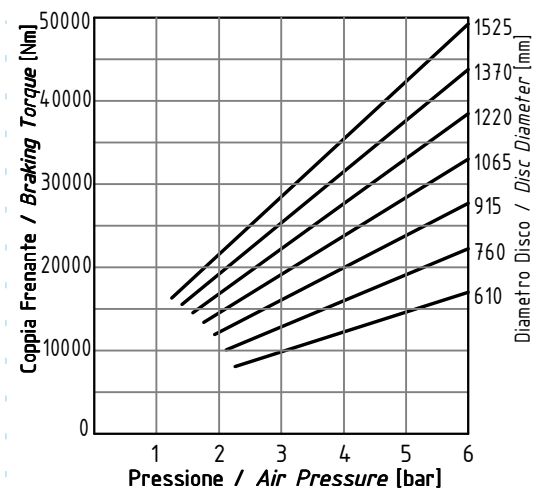
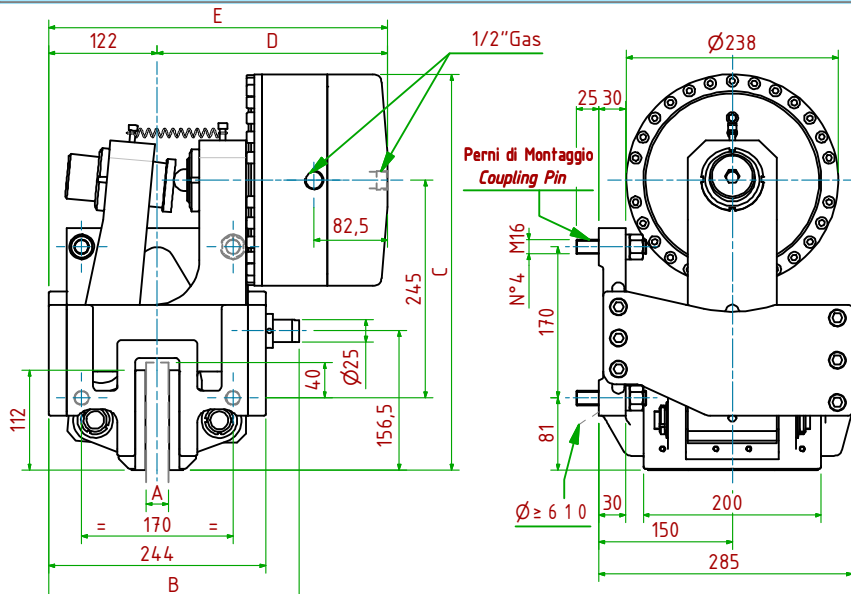
- Pressione di Lavoro/Operating Pressure: **Pl= 6bar** - Volume Max Cilindro/Max Cylinder Volume: **0.98dm<sup>3</sup>**
- Coppia Frenante/Braking Torque: **Md=[Ft x (ø(m)/2 - 0.065(m))]**
- Importante:** La Coppia Frenante Iniziale può essere più bassa del 30%-50% **Warning:** Initial Braking Torque can be lower of 30%-50%
- Usura Ferodi Massima Totale/Maximum total wear of pads =12mm

MODELLO/MODEL	CODICE/ CODE	A	B	C	D <sub>Max</sub>	E <sub>Max</sub>	Forza Frenante/Braking Force	Peso
PPT068/25.4	19.16.068.04	25.4	282	465	181	303	Ft= 50500N (6bar)	69.2kg
PPT068/ 30	19.16.068.05	30	282	465	181	303	Ft= 50500N (6bar)	69.2kg
PPT068/ 40	19.16.068.06	40	287	465	186	308	Ft= 50500N (6bar)	69.2kg




### PPT070/

### Pneumatico / Pneumatically Applied



- Pressione di Lavoro/Operating Pressure: **Pl= 6bar** - Volume Max Cilindro/Max Cylinder Volume: **1.38 dm<sup>3</sup>**
- Coppia Frenante/Braking Torque: **Md=[Ft x (ø(m)/2 - 0.065(m))]**
- Importante:** La Coppia Frenante Iniziale può essere più bassa del 30%-50% **Warning:** Initial Braking Torque can be lower of 30%-50%
- Usura Ferodi Massima Totale/Maximum total wear of pads =12mm

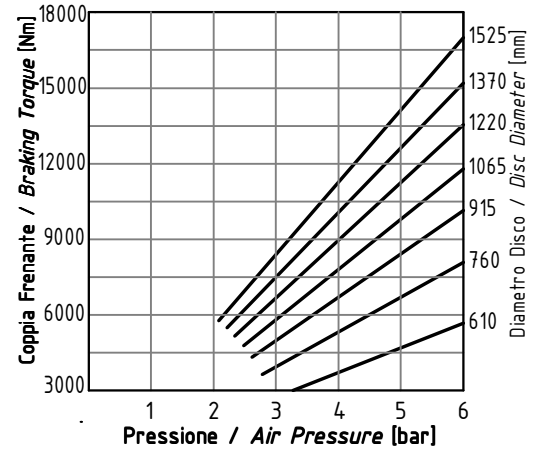
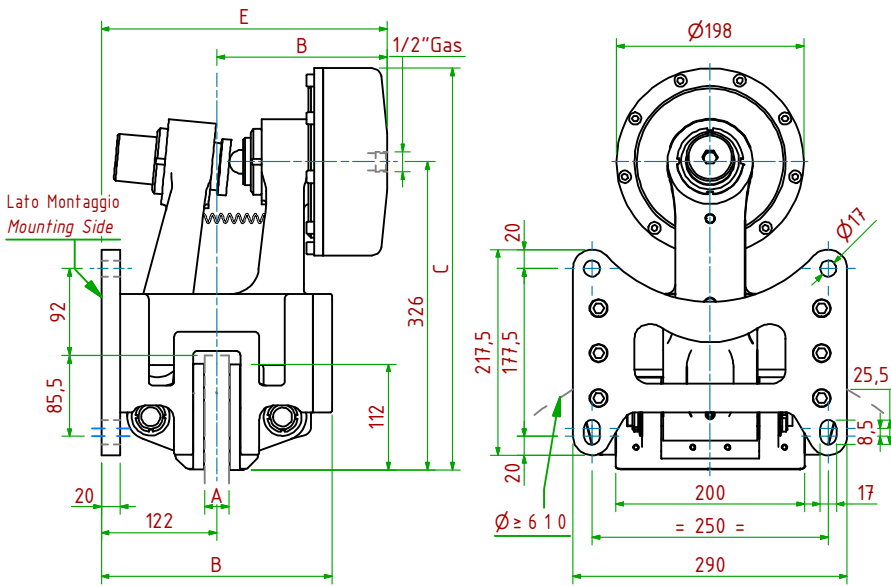
MODELLO/MODEL	CODICE/ CODE	A	B	C	D <sub>Max</sub>	E <sub>Max</sub>	Forza Frenante/Braking Force	Peso
PPT070/25.4	19.16.070.04	25.4	282	445	259	381	Ft= 70500N (6bar)	95.0kg
PPT070/ 30	19.16.070.05	30	282	445	259	381	Ft= 70500N (6bar)	95.0kg
PPT070/ 40	19.16.070.06	40	287	445	264	386	Ft= 70500N (6bar)	95.0kg






**PPTP640/□□□**

**Pneumatico / Pneumatically Applied**



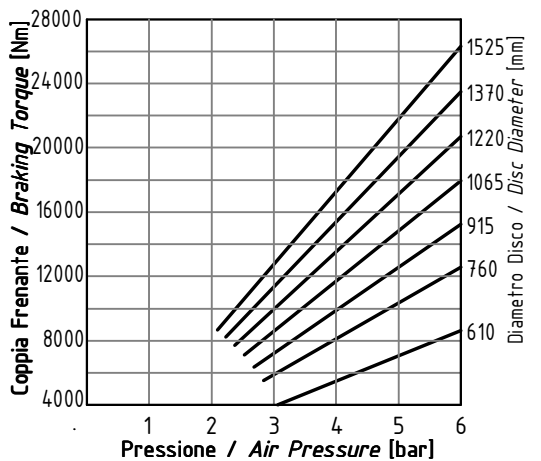
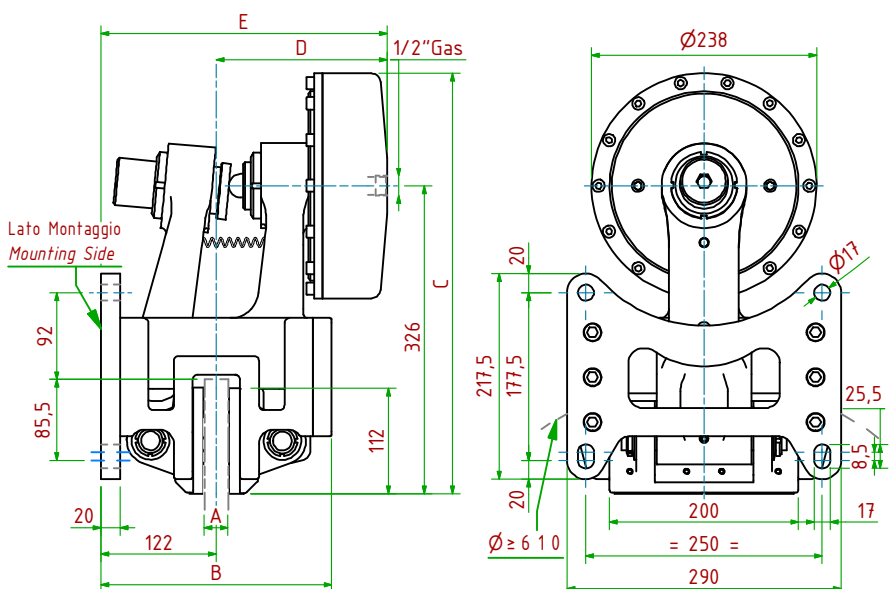
- Pressione di Lavoro/Operating Pressure: **Pl= 6bar** - Volume Max Cilindro/Max Cylinder Volume: **0.46dm<sup>3</sup>**
- Coppia Frenante/Braking Torque: **Md=[Ft×(ø(m)/2-0.065(m))]**
- Importante:** La Coppia Frenante Iniziale può essere più bassa del 30%-50% **Warning:** Initial Braking Torque can be lower of 30%-50%
- Usura Ferodi Massima Totale/Maximum total wear of pads =12mm

MODELLO/MODEL	CODICE/ CODE	A	B	C	D <sub>Max</sub>	E <sub>Max</sub>	Forza Frenante/Braking Force	Peso
PPTP640/25.4	19.16.640.04	25.4	244	425	181	303	Ft= 23500N (6bar)	59.8kg
PPTP640/ 30	19.16.640.05	30	244	425	181	303	Ft= 23500N (6bar)	59.8kg
PPTP640/ 40	19.16.640.06	40	244	425	186	308	Ft= 23500N (6bar)	59.8kg




**PPTP660/□□□**

**Pneumatico / Pneumatically Applied**



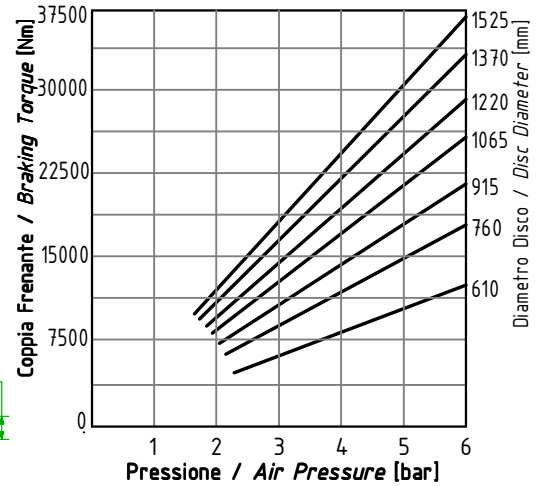
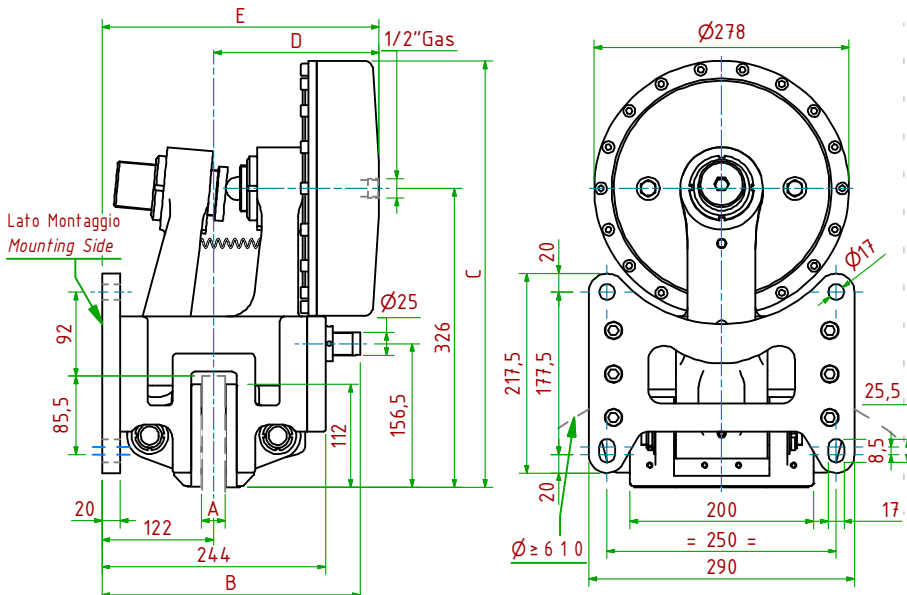
- Pressione di Lavoro/Operating Pressure: **Pl= 6bar** - Volume Max Cilindro/Max Cylinder Volume: **0.69dm<sup>3</sup>**
- Coppia Frenante/Braking Torque: **Md=[Ft×(ø(m)/2-0.065(m))]**
- Importante:** La Coppia Frenante Iniziale può essere più bassa del 30%-50% **Warning:** Initial Braking Torque can be lower of 30%-50%
- Usura Ferodi Massima Totale/Maximum total wear of pads =12mm

MODELLO/MODEL	CODICE/ CODE	A	B	C	D <sub>Max</sub>	E <sub>Max</sub>	Forza Frenante/Braking Force	Peso
PPTP660/25.4	19.16.660.04	25.4	244	445	181	303	Ft= 36600N (6bar)	63.1kg
PPTP660/ 30	19.16.660.05	30	244	445	181	303	Ft= 36600N (6bar)	63.1kg
PPTP660/ 40	19.16.660.06	40	244	445	186	308	Ft= 36600N (6bar)	63.1kg




**PPTP680/□□□**

**Pneumatico / Pneumatically Applied**



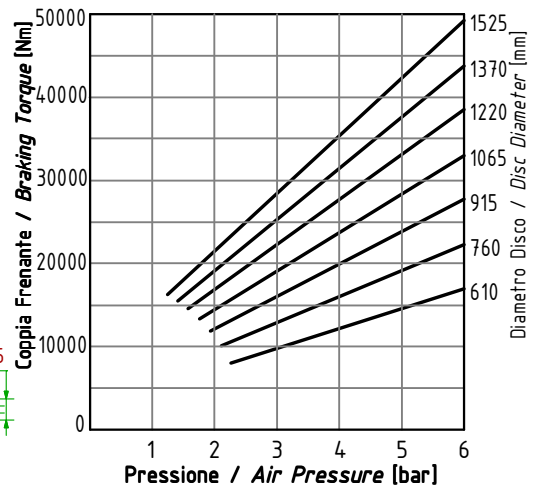
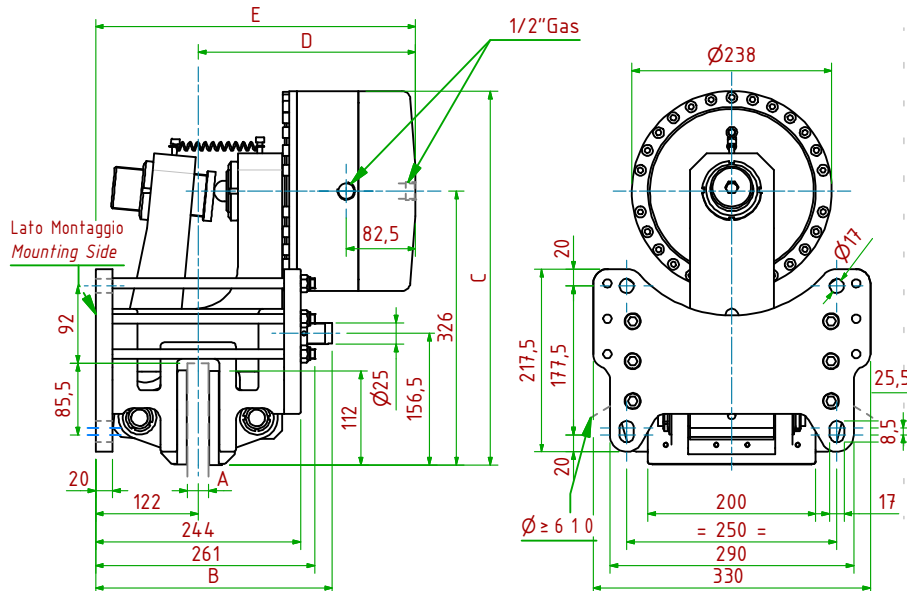
- Pressione di Lavoro/Operating Pressure: **Pl= 6bar** - Volume Max Cilindro/Max Cylinder Volume: **0.98dm<sup>3</sup>**
- Coppia Frenante/Braking Torque: **Md=[Ft×(ø(m)/2-0.065(m))]**
- Importante:** La Coppia Frenante Iniziale può essere più bassa del 30%-50% **Warning:** Initial Braking Torque can be lower of 30%-50%
- Usura Ferodi Massima Totale/Maximum total wear of pads =12mm

MODELLO/MODEL	CODICE/ CODE	A	B	C	D <sub>Max</sub>	E <sub>Max</sub>	Forza Frenante/Braking Force	Peso
PPTP680/25.4	19.16.680.04	25.4	282	465	181	303	Ft= 50500N (6bar)	67.8kg
PPTP680/ 30	19.16.680.05	30	282	465	181	303	Ft= 50500N (6bar)	67.8kg
PPTP680/ 40	19.16.680.06	40	287	465	186	308	Ft= 50500N (6bar)	67.8kg




**PPTP700/□□□**

**Pneumatico / Pneumatically Applied**

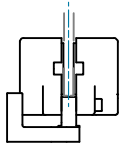


- Pressione di Lavoro/Operating Pressure: **Pl= 6bar** - Volume Max Cilindro/Max Cylinder Volume: **1.38 dm<sup>3</sup>**
- Coppia Frenante/Braking Torque: **Md=[Ft×(ø(m)/2-0.065(m))]**
- Importante:** La Coppia Frenante Iniziale può essere più bassa del 30%-50% **Warning:** Initial Braking Torque can be lower of 30%-50%
- Usura Ferodi Massima Totale/Maximum total wear of pads =12mm

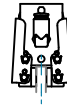
MODELLO/MODEL	CODICE/ CODE	A	B	C	D <sub>Max</sub>	E <sub>Max</sub>	Forza Frenante/Braking Force	Peso
PPTP700/25.4	19.16.700.04	25.4	282	445	259	381	Ft= 70500N (6bar)	96.0kg
PPTP700/ 30	19.16.700.05	30	282	445	259	381	Ft= 70500N (6bar)	96.0kg
PPTP700/ 40	19.16.700.06	40	287	445	264	386	Ft= 70500N (6bar)	96.0kg



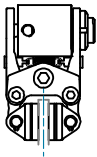




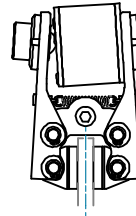
**PPV-N ...**  
Pag. 44



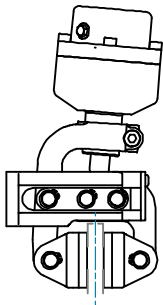
**PPC-N ...**  
Pag. 45



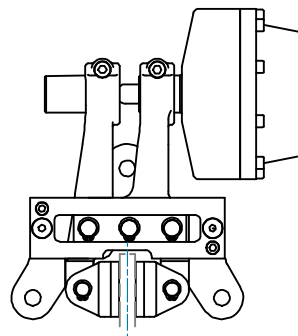
**PPA-N ...**  
Pag. 46



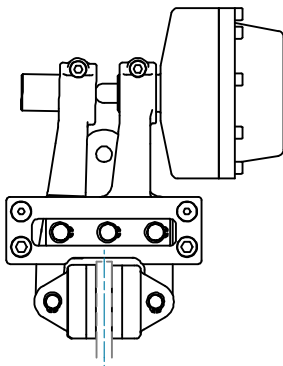
**PPB-N ...**  
Pag. 47-48



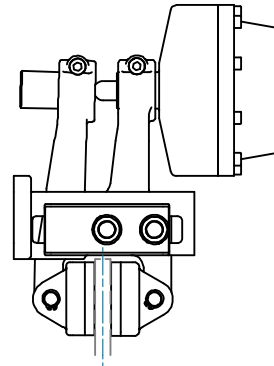
**PPD-N ...**  
Pag. 49-50



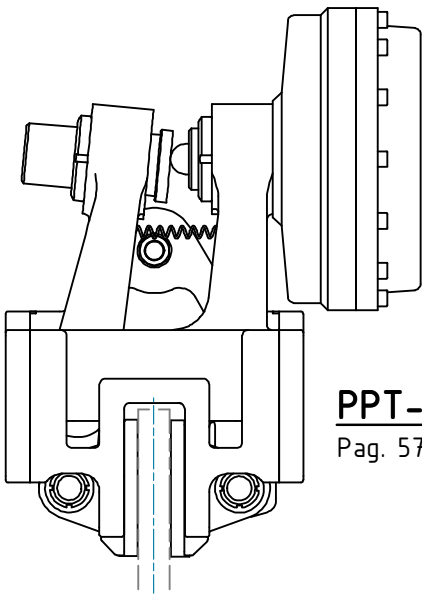
**PPF-N ...**  
Pag. 51-52



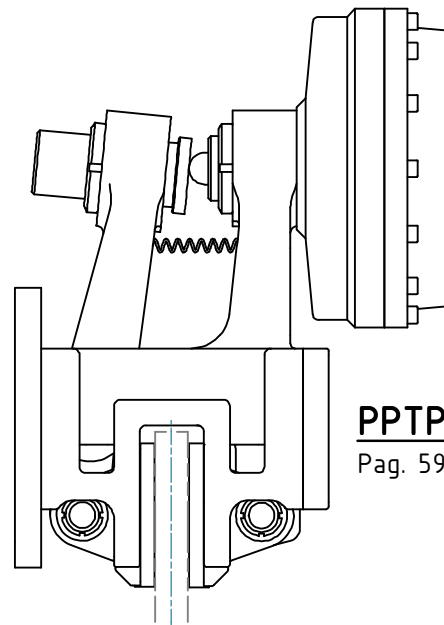
**PPH-N ...**  
Pag. 53-54



**PPHP-N ...**  
Pag. 55-56



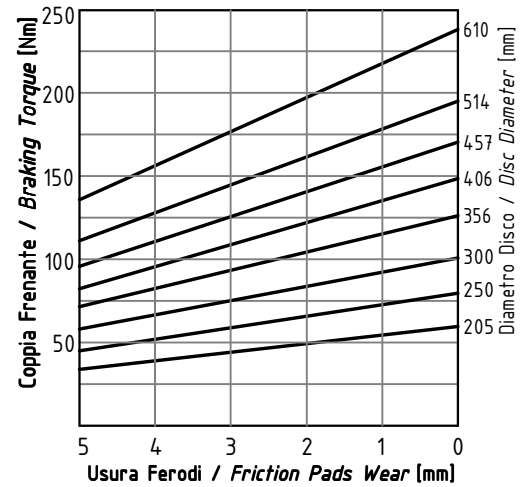
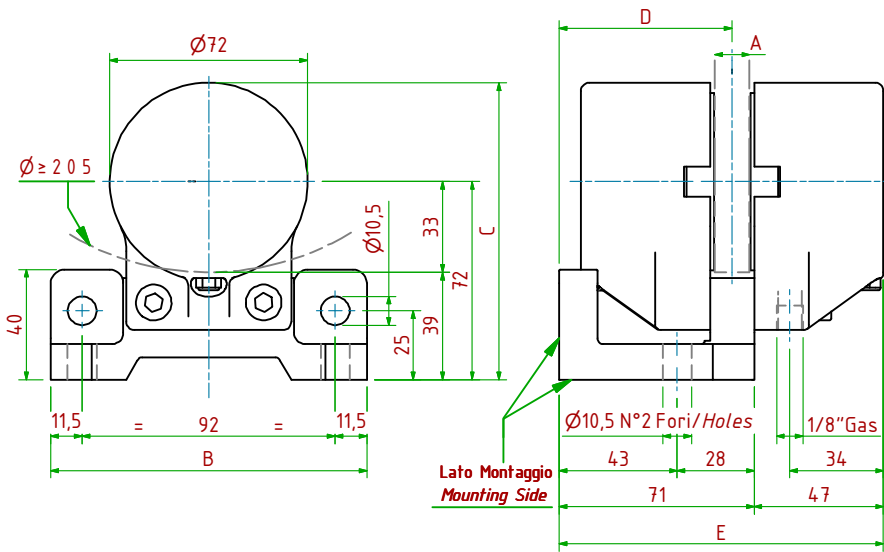
**PPT-N ...**  
Pag. 57-58



**PPTP-N ...**  
Pag. 59-60


PPV-N065/□□□

Pneumatico Negativo/Pneumatically Released



- Pressione di Apertura/Release Pressure: **Pa= 6bar** - Volume Max Cilindro/Max Cylinder Volume: **33 cm<sup>3</sup>**
- Coppia Frenante/Braking Torque: **Md=[Ft x (ø(m)/2 - 0.033(m))]**
- Importante:** La Coppia Frenante Iniziale può essere più bassa del 30%-50% **Warning:** Initial Braking Torque can be lower of 30%-50%
- Usura Ferodi Massima Totale/Maximum total wear of pads =10mm

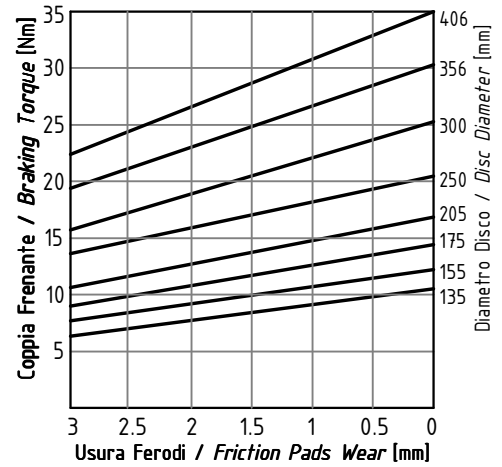
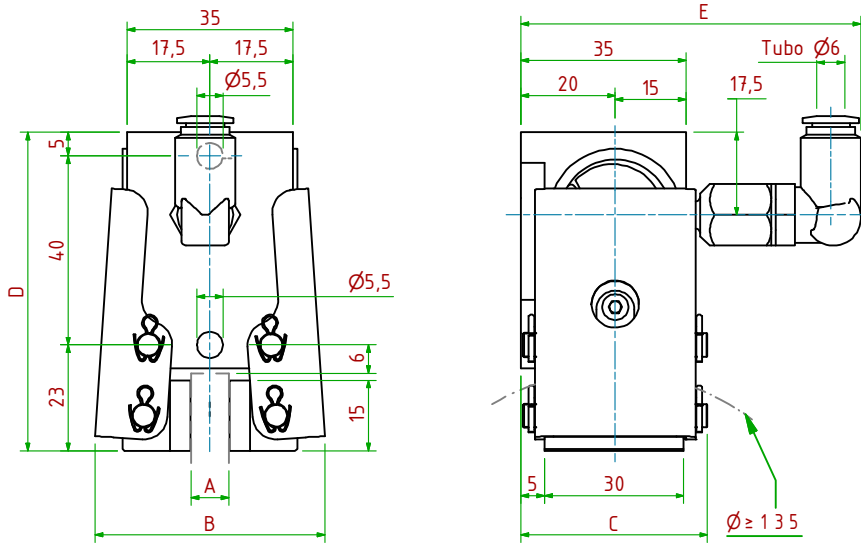
MODELLO/MODEL	CODICE/ CODE	A	B	C	D	E	Forza Frenante/Braking Force	Peso
PPV-N065/ 08	19.36.M065.02	8	115	108	63	118	Ft= 870N (0bar)	1.3 kg
PPV-N065/12.7	19.36.M065.03	12.7	115	108	63	118	Ft= 870N (0bar)	1.3 kg





PPC-N C01/ □ □ □

Pneumatico Negativo/Pneumatically Released



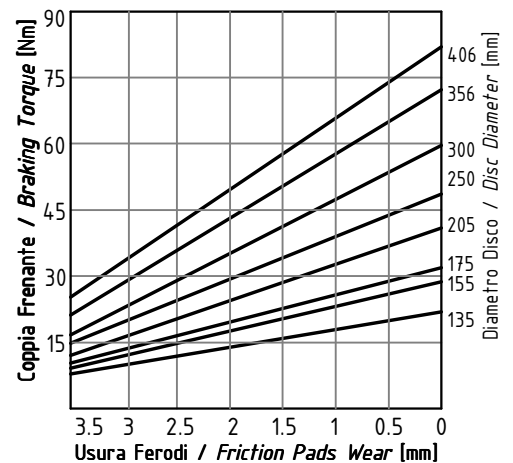
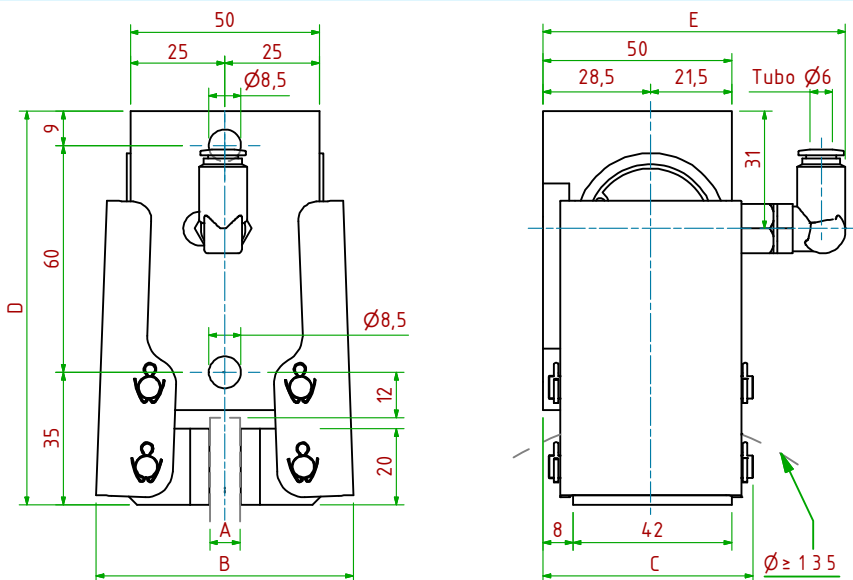
- Pressione di Apertura/Release Pressure: **Pa= 6bar** - Volume Max Cilindro/Max Cylinder Volume: **3cm<sup>3</sup>**
- Coppia Frenante/Braking Torque: **Md=[Ft x (ø(m)/2 - 0.009(m))]**
- Importante:** La Coppia Frenante Iniziale può essere più bassa del 30%-50% **Warning:** Initial Braking Torque can be lower of 30%-50%
- Usura Ferodi Massima Totale/Maximum total wear of pads:  
PPC-N C01/08 =6mm PPC-N C01/12.7 =4mm

MODELLO/ MODEL	CODICE/ CODE	A	B	C	D <sub>Max</sub>	E <sub>Max</sub>	Forza Frenante/Braking Force	Peso
PPC-N C01/ 08	19.36.C01.02	8	50	40	68	75	Ft= 180N (0bar)	0.4kg
PPC-N C01/12.7	19.36.C01.03	12.7	50	40	68	75	Ft= 180N (0bar)	0.4kg




PPC-N C02/ □ □ □

Pneumatico Negativo/Pneumatically Released



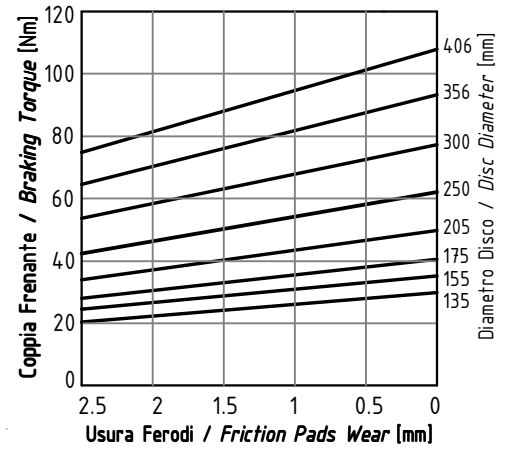
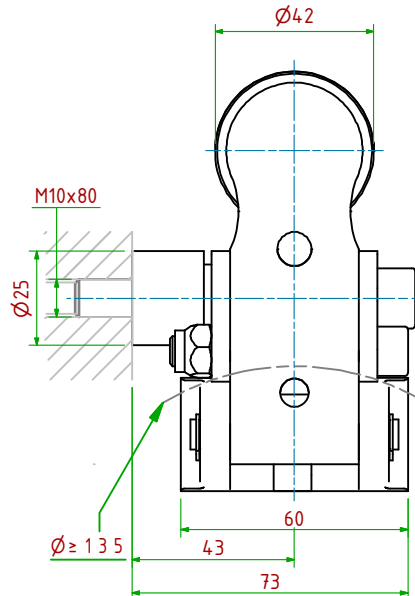
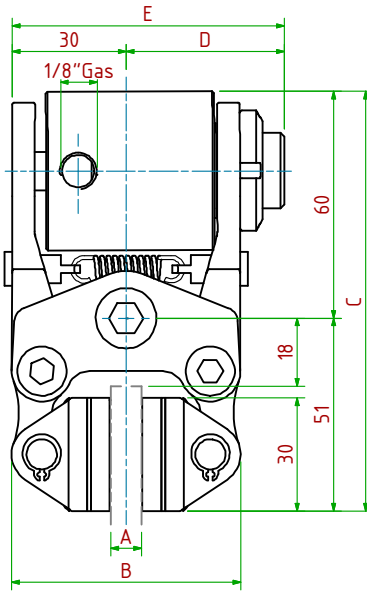
- Pressione di Apertura/Release Pressure: **Pa= 6bar** - Volume Max Cilindro/Max Cylinder Volume: **8cm<sup>3</sup>**
- Coppia Frenante/Braking Torque: **Md=[Ft x (ø(m)/2 - 0.013(m))]**
- Importante:** La Coppia Frenante Iniziale può essere più bassa del 30%-50% **Warning:** Initial Braking Torque can be lower of 30%-50%
- Usura Ferodi Massima Totale/Maximum total wear of pads:  
PPC-N C02/08 =4mm PPC-N C02/12.7 =4mm

MODELLO/ MODEL	CODICE/ CODE	A	B	C	D <sub>Max</sub>	E <sub>Max</sub>	Forza Frenante/Braking Force	Peso
PPC-N C02/ 08	19.36.C02.02	8	68	56	104	83	Ft= 430N (0bar)	1.1 kg
PPC-N C02/12.7	19.36.C02.03	12.7	68	56	104	83	Ft= 430N (0bar)	1.1 kg




PPA-N A03/ □□□

Pneumatico Negativo/Pneumatically Released



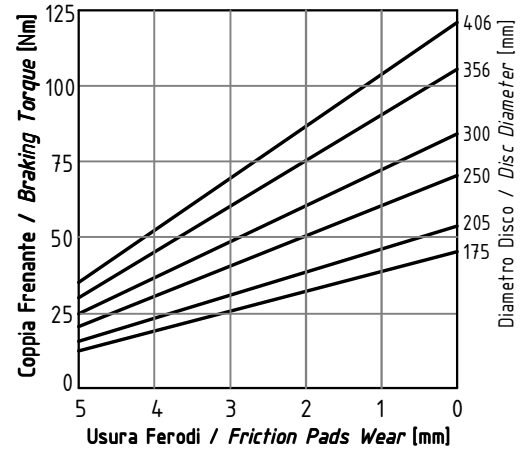
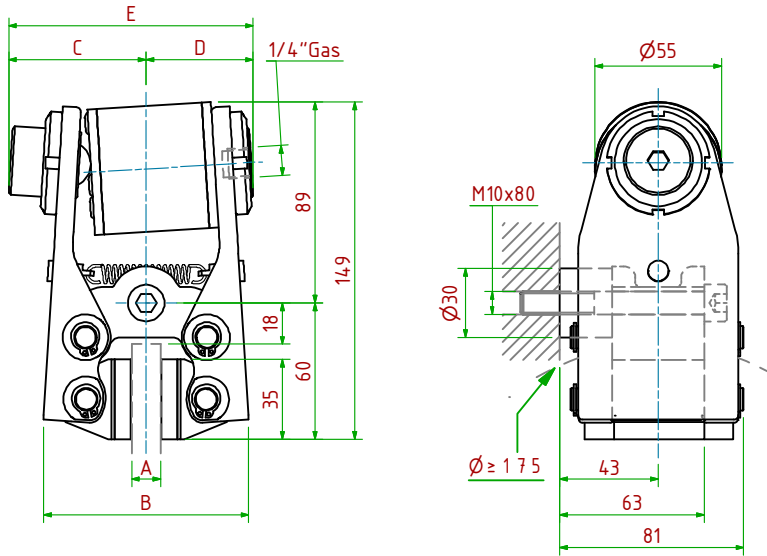
- Pressione di Apertura/Release Pressure: **Pa= 6bar** - Volume Max Cilindro/Max Cylinder Volume: **6 cm<sup>3</sup>**
- Coppia Frenante/Braking Torque: **Md=[Ft x (Ø(m)/2 - 0.018(m))]**
- Importante:** La Coppia Frenante Iniziale può essere più bassa del 30%-50% **Warning:** Initial Braking Torque can be lower of 30%-50%
- Usura massima totale Ferodi/Maximum total wear of pads =5mm

MODELLO/MODEL	CODICE/ CODE	A	B	C	D <sub>Max</sub>	E <sub>Max</sub>	Ft: Forza Frenante	Peso
PPA-N A03/ 08	19.36.A03.02	8	61	111	42	72	Ft= 580N (0bar)	1.1 kg
PPA-N A03/12.7	19.36.A03.03	12.7	65	111	42	72	Ft= 580N (0bar)	1.2 kg




PPB-N001/□□□

Pneumatico Negativo/Pneumatically Released



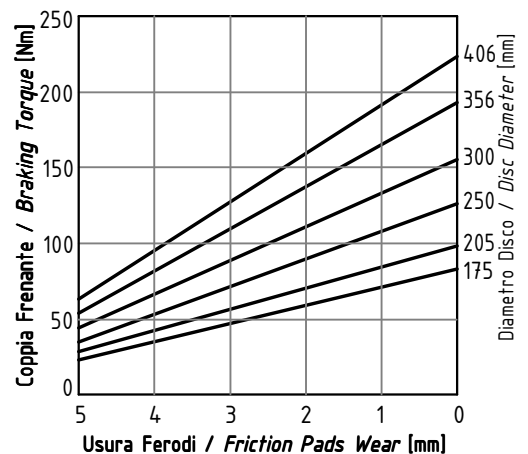
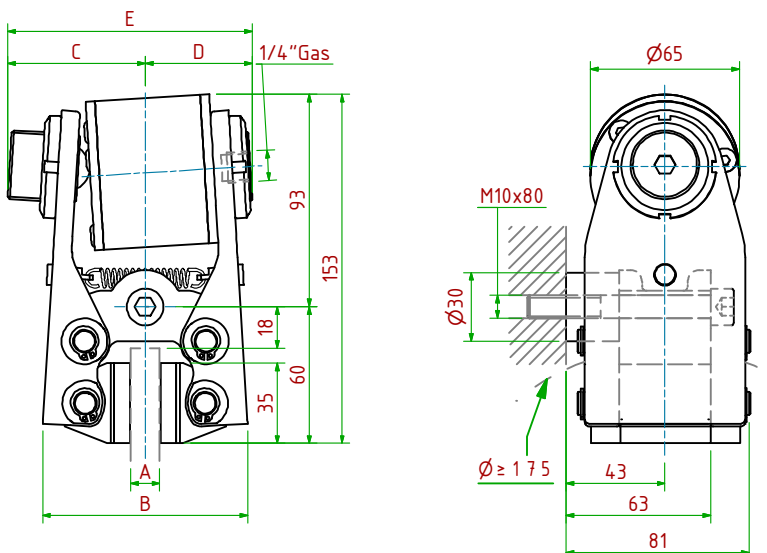
- Pressione di Apertura/Release Pressure: **Pa= 6bar** - Volume Max Cilindro/Max Cylinder Volume: **11cm<sup>3</sup>**
- Coppia Frenante/Braking Torque: **Md=[Ft x (ø(m)/2 - 0.024(m))]**
- Importante:** La Coppia Frenante Iniziale può essere più bassa del 30%-50% **Warning:** Initial Braking Torque can be lower of 30%-50%
- Usura massima totale Ferodi/Maximum total wear of pads =7mm

MODELLO/ MODEL	CODICE/ CODE	A	B	C	D <sub>Max</sub>	E <sub>Max</sub>	Forza Frenante/Braking Force	Peso
PPB-N001/ 08	19.36.001.02	8	86	60	55	115	Ft= 680N (0bar)	2.9kg
PPB-N001/12.7	19.36.001.03	12.7	90	60	56	116	Ft= 680N (0bar)	3.0kg
PPB-N001/25.4	19.36.001.04	25.4	102	60	63	123	Ft= 680N (0bar)	3.1kg




PPB-N002/□□□

Pneumatico Negativo/Pneumatically Released



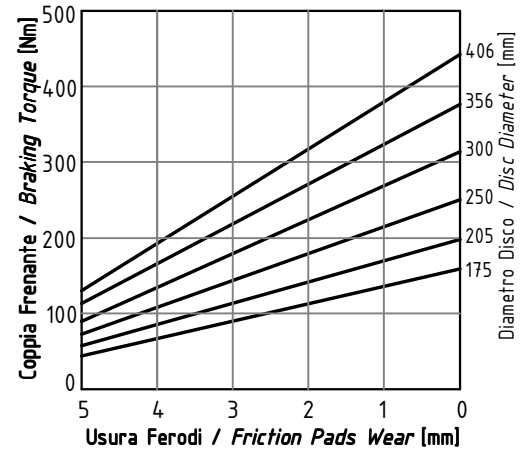
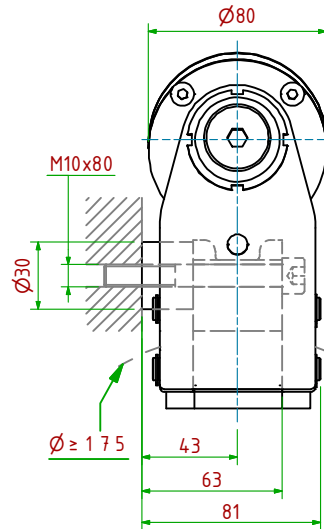
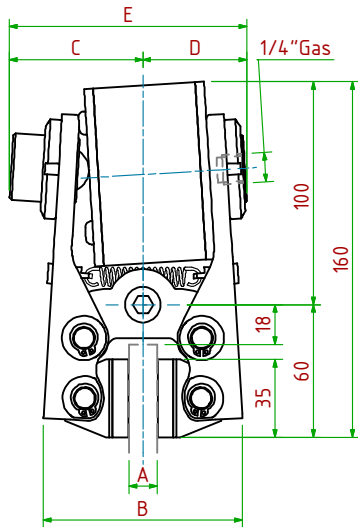
- Pressione di Apertura/Release Pressure: **Pa= 6bar** - Volume Max Cilindro/Max Cylinder Volume: **19cm<sup>3</sup>**
- Coppia Frenante/Braking Torque: **Md=[Ft x (ø(m)/2 - 0.024(m))]**
- Importante:** La Coppia Frenante Iniziale può essere più bassa del 30%-50% **Warning:** Initial Braking Torque can be lower of 30%-50%
- Usura massima totale Ferodi/Maximum total wear of pads =7mm

MODELLO/ MODEL	CODICE/ CODE	A	B	C	D <sub>Max</sub>	E <sub>Max</sub>	Forza Frenante/Braking Force	Peso
PPB-N002/ 08	19.36.002.02	8	86	60	55	115	Ft= 1250N (0bar)	3.1kg
PPB-N002/12.7	19.36.002.03	12.7	90	60	56	116	Ft= 1250N (0bar)	3.2kg
PPB-N002/25.4	19.36.002.04	25.4	102	60	63	123	Ft= 1250N (0bar)	3.3kg




PPB-N003/□□□

Pneumatico Negativo/Pneumatically Released



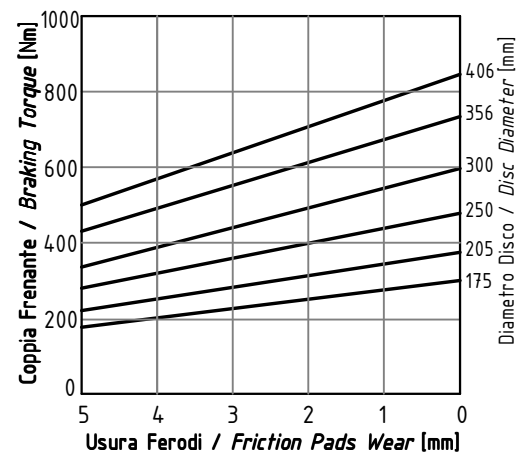
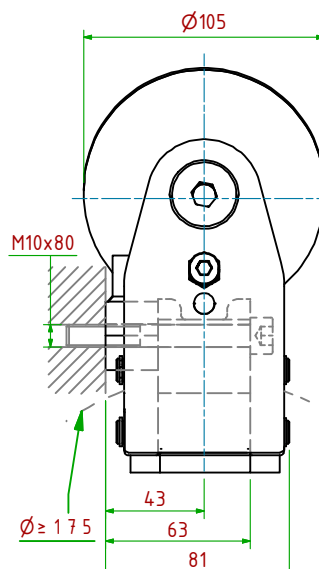
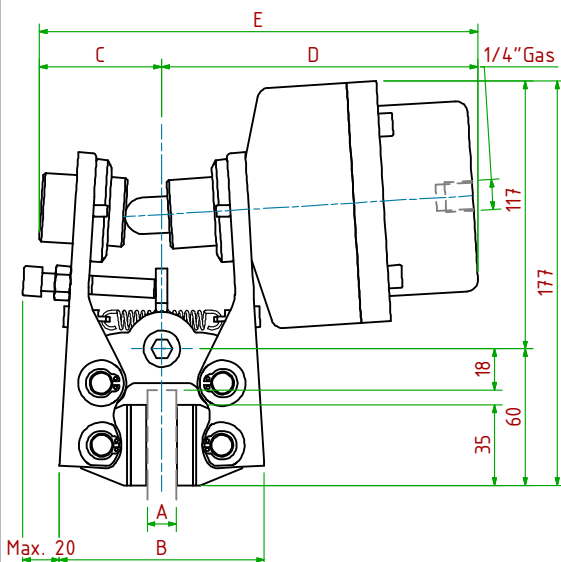
- Pressione di Apertura/Release Pressure: **Pa= 6bar** - Volume Max Cilindro/Max Cylinder Volume: **35 cm<sup>3</sup>**
- Coppia Frenante/Braking Torque: **Md=[Ft×(ø(m)/2-0.024(m))]**
- Importante:** La Coppia Frenante Iniziale può essere più bassa del 30%-50% **Warning:** Initial Braking Torque can be lower of 30%-50%
- Usura massima totale Ferodi/Maximum total wear of pads =7mm

MODELLO/MODEL	CODICE/ CODE	A	B	C	D <sub>Max</sub>	E <sub>Max</sub>	Forza Frenante/Braking Force	Peso
PPB-N003/ 08	19.36.003.02	8	86	60	55	115	Ft= 2500N (0bar)	3.4kg
PPB-N003/12.7	19.36.003.03	12.7	90	60	56	116	Ft= 2500N (0bar)	3.5kg
PPB-N003/25.4	19.36.003.04	25.4	102	60	63	123	Ft= 2500N (0bar)	3.6kg




PPB-N004/□□□

Pneumatico Negativo/Pneumatically Released



- Pressione di Apertura/Release Pressure: **Pa= 6bar** - Volume Max Cilindro/Max Cylinder Volume: **75 cm<sup>3</sup>**
- Coppia Frenante/Braking Torque: **Md=[Ft×(ø(m)/2-0.024(m))]**
- Importante:** La Coppia Frenante Iniziale può essere più bassa del 30%-50% **Warning:** Initial Braking Torque can be lower of 30%-50%
- Usura massima totale Ferodi/Maximum total wear of pads =7mm

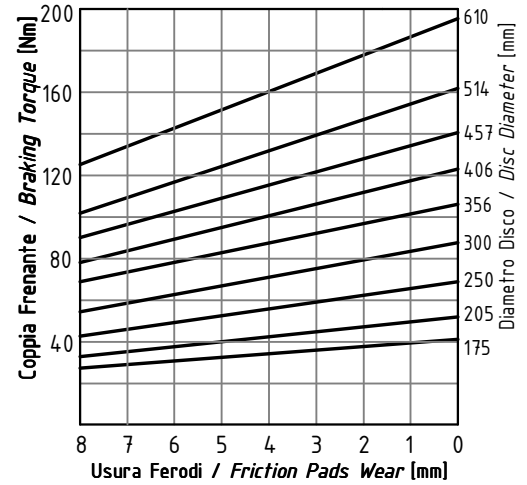
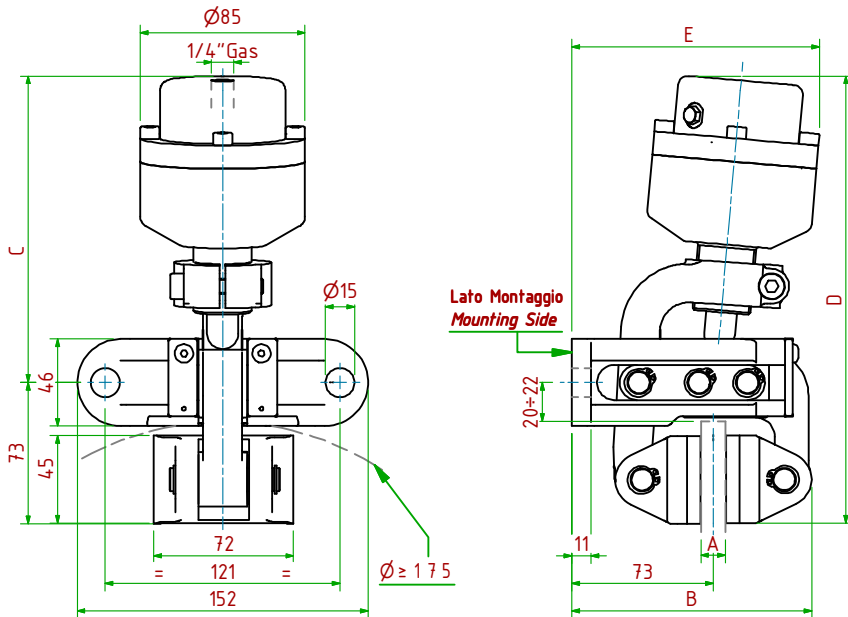
MODELLO/MODEL	CODICE/ CODE	A	B	C	D <sub>Max</sub>	E <sub>Max</sub>	Forza Frenante/Braking Force	Peso
PPB-N004/ 08	19.36.004.02	8	86	54	138	192	Ft= 4700N (0bar)	5.2kg
PPB-N004/12.7	19.36.004.03	12.7	90	54	138	192	Ft= 4700N (0bar)	5.3kg
PPB-N004/25.4	19.36.004.04	25.4	102	60	147	207	Ft= 4700N (0bar)	5.4kg





PPD-N011/□□□

Pneumatico Negativo/Pneumatically Released

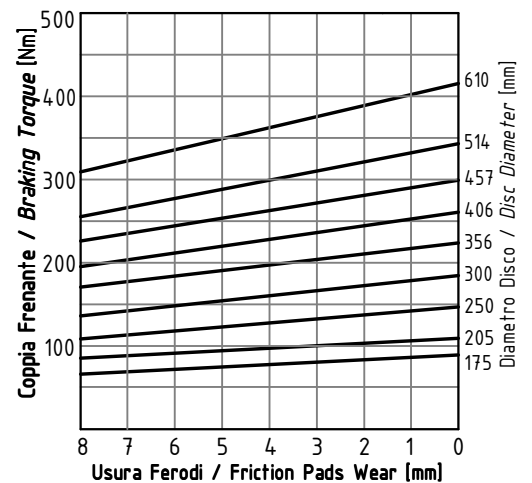
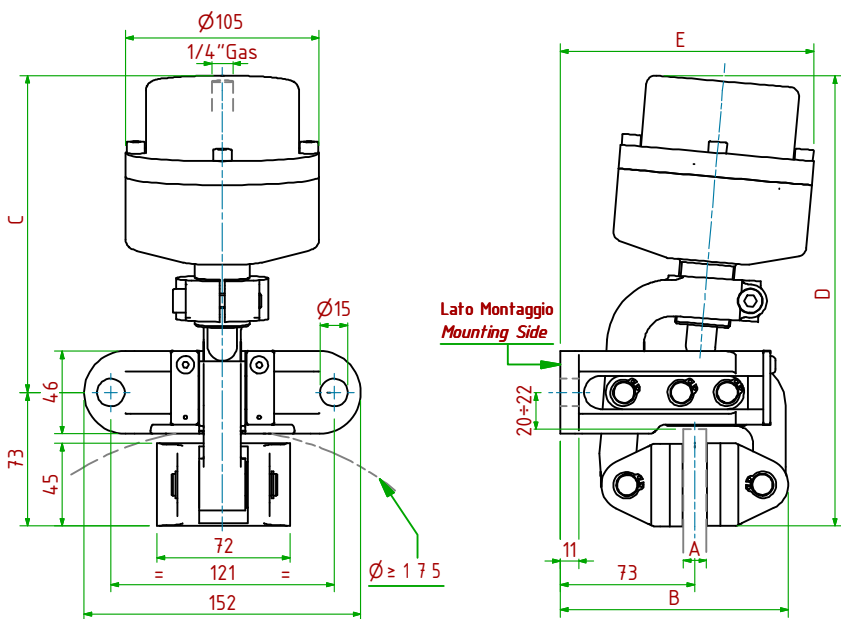


- Pressione di Apertura/Release Pressure: **Pa= 6bar** - Volume Max Cilindro/Max Cylinder Volume: **32cm<sup>3</sup>**
- Coppia Frenante/Braking Torque: **Md=[Ft×(ø(m)/2-0.029(m))]**
- Importante:** La Coppia Frenante Iniziale può essere più bassa del 30%-50% **Warning:** Initial Braking Torque can be lower of 30%-50%
- Usura Ferodi Massima Totale/Maximum total wear of pads =9mm

MODELLO/MODEL	CODICE/ CODE	A	B	C	D <sub>Max</sub>	E <sub>Max</sub>	Forza Frenante/Braking Force	Peso
PPD-N011/12.7	19.36.011.03	12.7	124	158	231	128	Ft= 710N (0bar)	5.3 kg
PPD-N011/25.4	19.36.011.04	25.4	130	158	231	130	Ft= 710N (0bar)	5.4 kg

PPD-N012/□□□

Pneumatico Negativo/Pneumatically Released

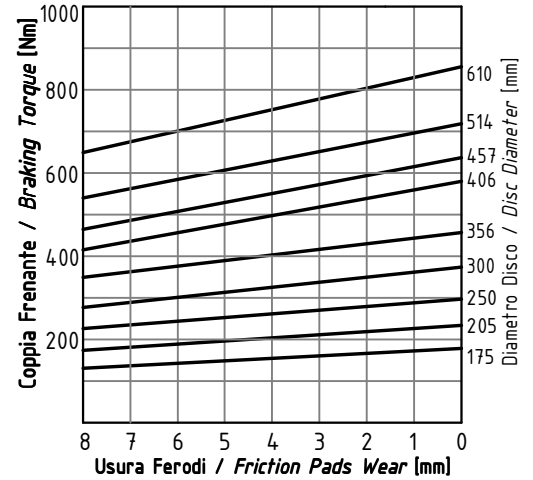
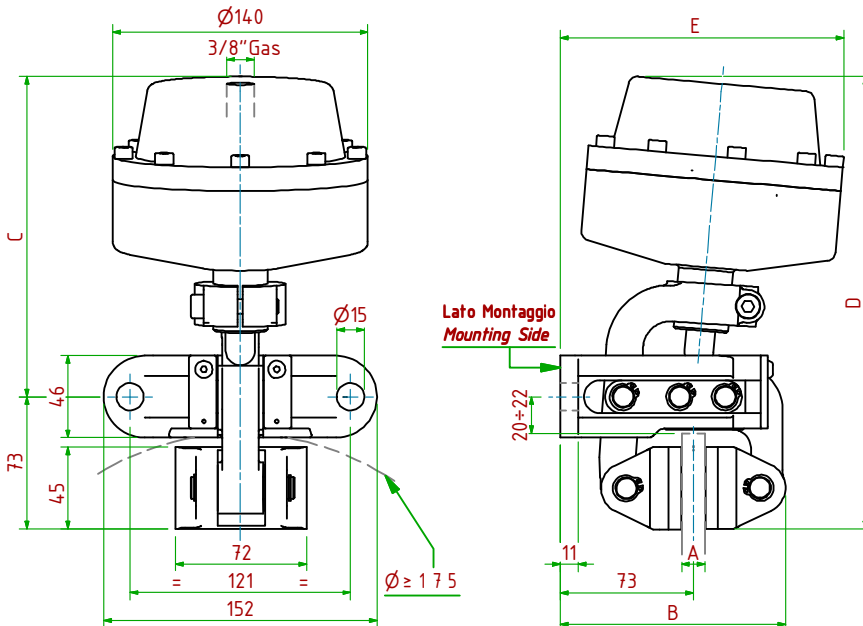


- Pressione di Apertura/Release Pressure: **Pa= 6bar** - Volume Max Cilindro/Max Cylinder Volume: **75cm<sup>3</sup>**
- Coppia Frenante/Braking Torque: **Md=[Ft×(ø(m)/2-0.029(m))]**
- Importante:** La Coppia Frenante Iniziale può essere più bassa del 30%-50% **Warning:** Initial Braking Torque can be lower of 30%-50%
- Usura Ferodi Massima Totale/Maximum total wear of pads =9mm

MODELLO/MODEL	CODICE/ CODE	A	B	C	D <sub>Max</sub>	E <sub>Max</sub>	Forza Frenante/Braking Force	Peso
PPD-N012/12.7	19.36.012.03	12.7	124	172	245	137	Ft= 1500N (0bar)	6.3 kg
PPD-N012/25.4	19.36.012.04	25.4	130	172	245	144	Ft= 1500N (0bar)	6.4 kg

PPD-N013/□□□

Pneumatico Negativo/Pneumatically Released

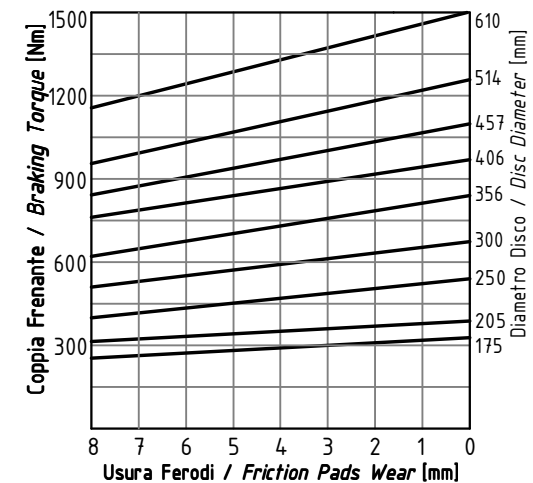
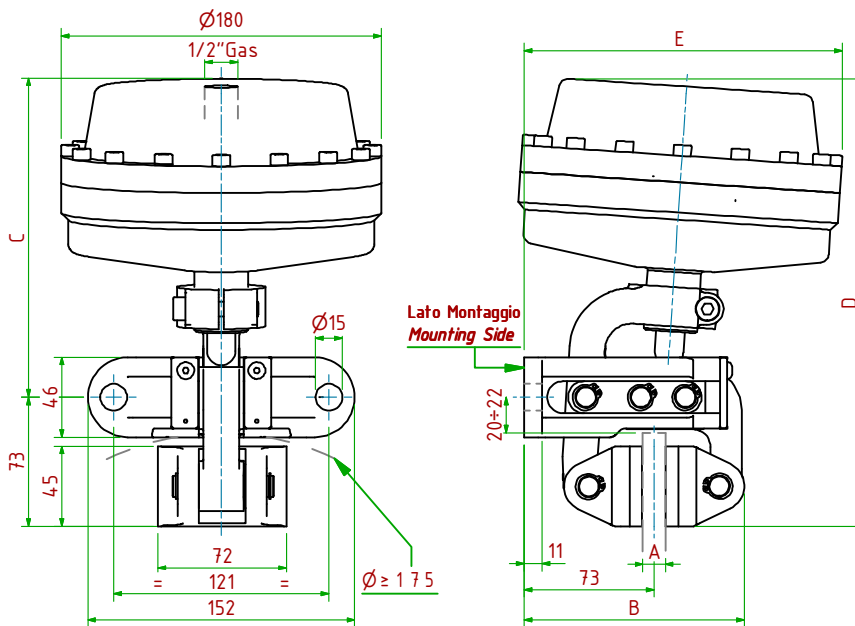


- Pressione di Apertura/Release Pressure: **Pa= 6bar** - Volume Max Cilindro/Max Cylinder Volume: **160cm<sup>3</sup>**
- Coppia Frenante/Braking Torque: **Md=[Ft×(ø(m)/2-0.029(m))]**
- Importante:** La Coppia Frenante Iniziale può essere più bassa del 30%-50% **Warning:** Initial Braking Torque can be lower of 30%-50%
- Usura Ferodi Massima Totale/Maximum total wear of pads =9mm

MODELLO/ MODEL	CODICE/ CODE	A	B	C	D <sub>Max</sub>	E <sub>Max</sub>	Forza Frenante/Braking Force	Peso
PPD-N013/12.7	19.36.013.03	12.7	124	177	250	156	Ft= 3100N (0bar)	7.8 kg
PPD-N013/25.4	19.36.013.04	25.4	130	177	250	159	Ft= 3100N (0bar)	7.9 kg

PPD-N014/□□□

Pneumatico Negativo/Pneumatically Released

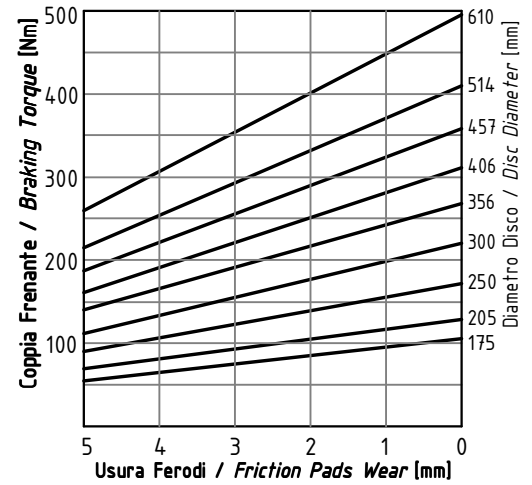
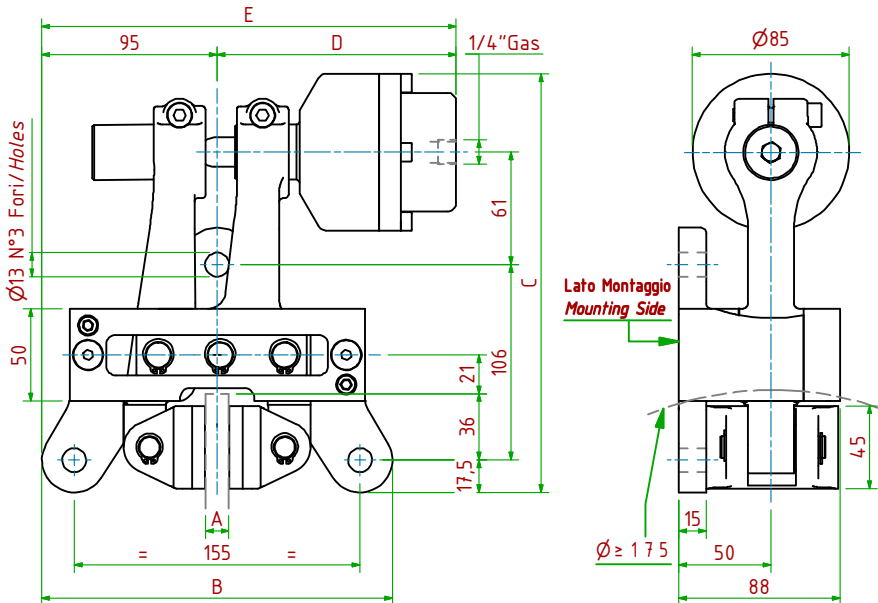


- Pressione di Apertura/Release Pressure: **Pa= 6bar** - Volume Max Cilindro/Max Cylinder Volume: **285cm<sup>3</sup>**
- Coppia Frenante/Braking Torque: **Md=[Ft×(ø(m)/2-0.029(m))]**
- Importante:** La Coppia Frenante Iniziale può essere più bassa del 30%-50% **Warning:** Initial Braking Torque can be lower of 30%-50%
- Usura Ferodi Massima Totale/Maximum total wear of pads =9mm

MODELLO/ MODEL	CODICE/ CODE	A	B	C	D <sub>Max</sub>	E <sub>Max</sub>	Forza Frenante/Braking Force	Peso
PPD-N014/12.7	19.36.014.03	12.7	124	182	255	182	Ft= 5500N (0bar)	10.3kg
PPD-N014/25.4	19.36.014.04	25.4	130	182	255	182	Ft= 5500N (0bar)	10.4kg

PPF-N021/□□□

Pneumatico Negativo/Pneumatically Released



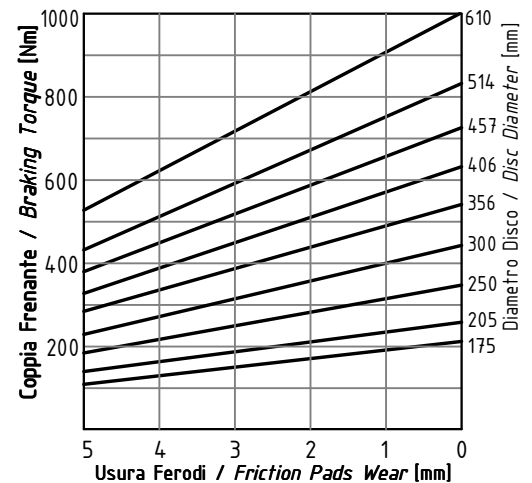
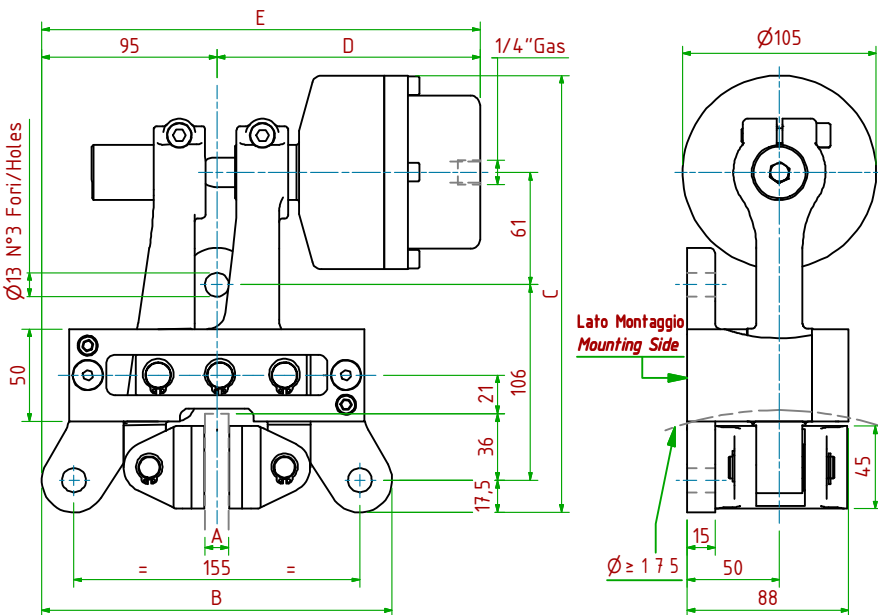
- Pressione di Apertura/Release Pressure: **Pa= 6bar** - Volume Max Cilindro/Max Cylinder Volume: **32cm<sup>3</sup>**
- Coppia Frenante/Braking Torque: **Md=[Ft×(ø(m)/2-0.029(m))]**
- Importante:** La Coppia Frenante Iniziale può essere più bassa del 30%-50% **Warning:** Initial Braking Torque can be lower of 30%-50%
- Usura Ferodi Massima Totale/Maximum total wear of pads =9mm

MODELLO/MODEL	CODICE/ CODE	A	B	C	D <sub>Max</sub>	E <sub>Max</sub>	Forza Frenante/Braking Force	Peso
PPF-N021/12.7	19.36.021.03	12.7	190	227	130	225	Ft= 1800N (0bar)	9.0 kg
PPF-N021/25.4	19.36.021.04	25.4	190	227	132	227	Ft= 1800N (0bar)	9.2 kg



PPF-N022/□□□

Pneumatico Negativo/Pneumatically Released



- Pressione di Apertura/Release Pressure: **Pa= 6bar** - Volume Max Cilindro/Max Cylinder Volume: **75cm<sup>3</sup>**
- Coppia Frenante/Braking Torque: **Md=[Ft×(ø(m)/2-0.029(m))]**
- Importante:** La Coppia Frenante Iniziale può essere più bassa del 30%-50% **Warning:** Initial Braking Torque can be lower of 30%-50%
- Usura Ferodi Massima Totale/Maximum total wear of pads =9mm

MODELLO/MODEL	CODICE/ CODE	A	B	C	D <sub>Max</sub>	E <sub>Max</sub>	Forza Frenante/Braking Force	Peso
PPF-N022/12.7	19.36.022.03	12.7	190	237	143	238	Ft= 3650N (0bar)	10.1 kg
PPF-N022/25.4	19.36.022.04	25.4	190	237	145	240	Ft= 3650N (0bar)	10.3 kg

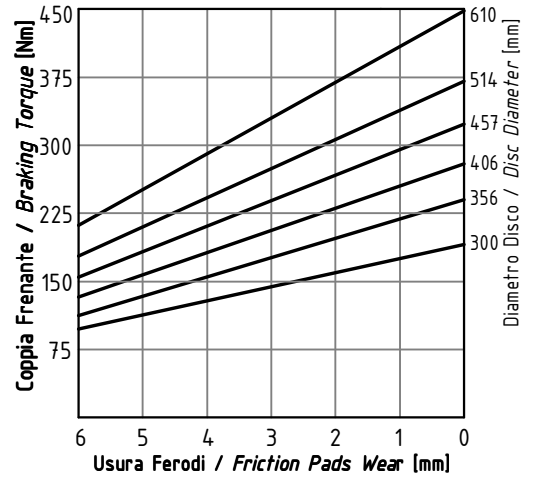
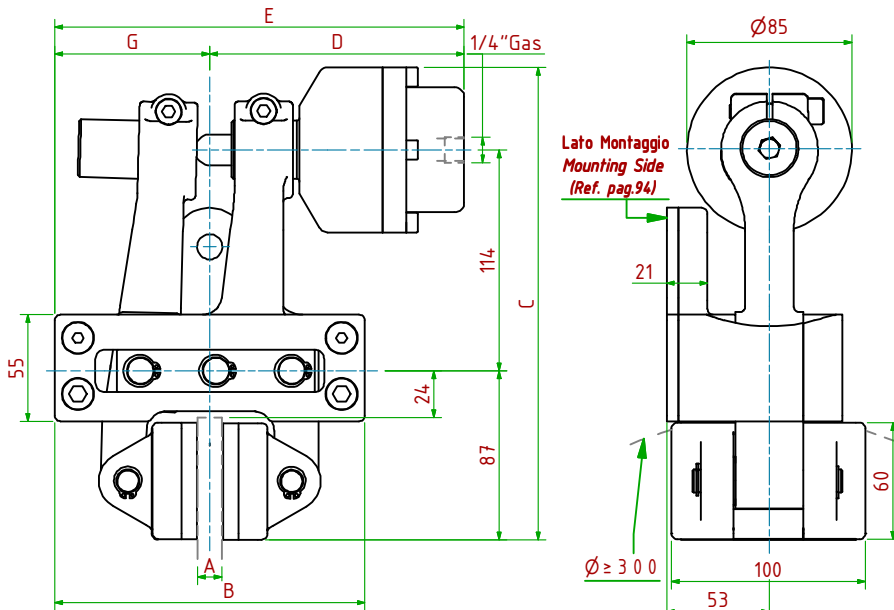






PPH-N031/□□□

Pneumatico Negativo/Pneumatically Released


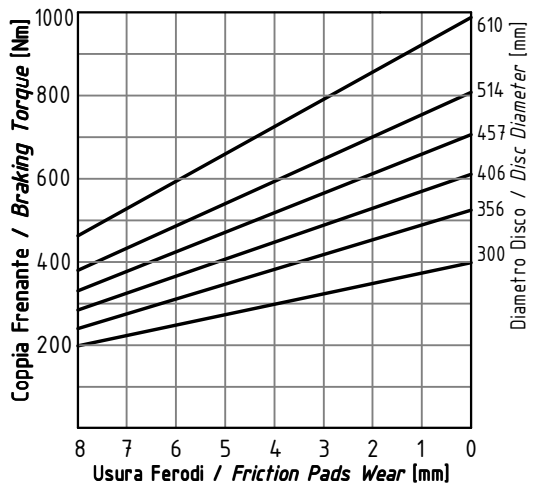
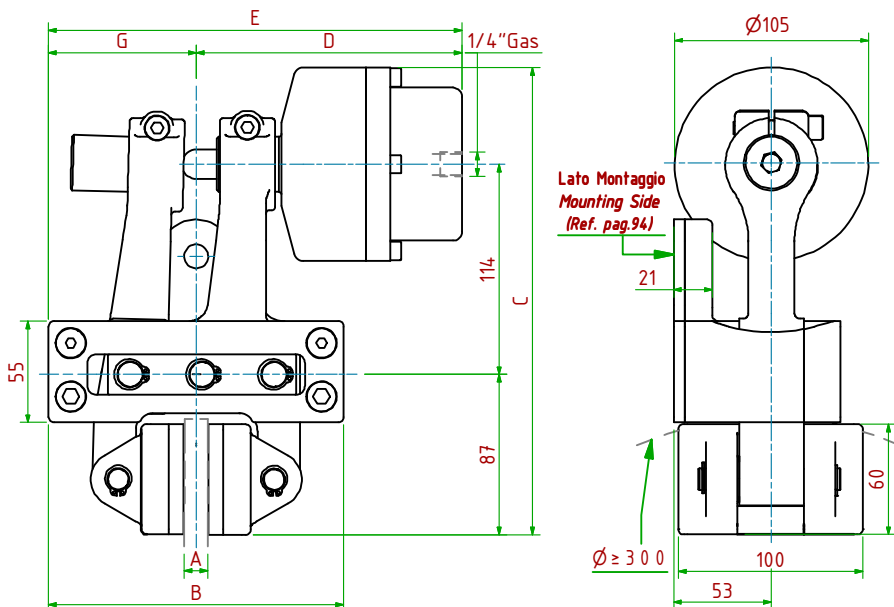


- Pressione di Apertura/Release Pressure: **Pa= 6bar** - Volume Max Cilindro/Max Cylinder Volume: **32cm<sup>3</sup>**
- Coppia Frenante/Braking Torque: **Md=[Ft x (ø(m)/2 - 0.033(m))]**
- Importante:** La Coppia Frenante Iniziale può essere più bassa del 30%-50% **Warning:** Initial Braking Torque can be lower of 30%-50%
- Usura Ferodi Massima Totale/Maximum total wear of pads =9mm

MODELLO/MODEL	CODICE/ CODE	A	B	C	D <sub>Max</sub>	E <sub>Max</sub>	G	Forza Frenante/Braking Force	Peso
PPH-N031/12.7	19.36.031.03	12.7	180	24.4	131	211	80	Ft= 1650N (0bar)	11.0 kg
PPH-N031/25.4	19.36.031.04	25.4	180	24.4	136	226	90	Ft= 1650N (0bar)	11.4 kg

PPH-N032/□□□

Pneumatico Negativo/Pneumatically Released

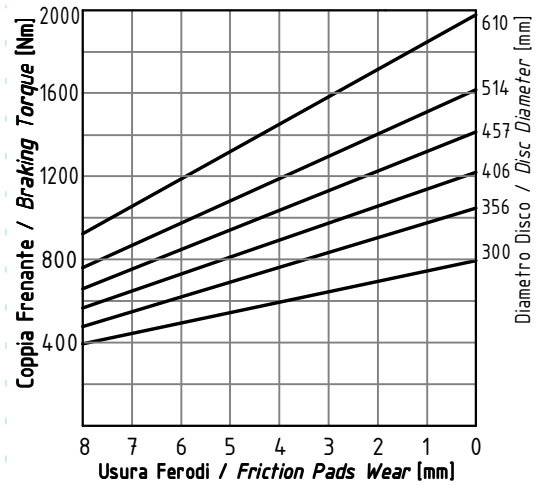
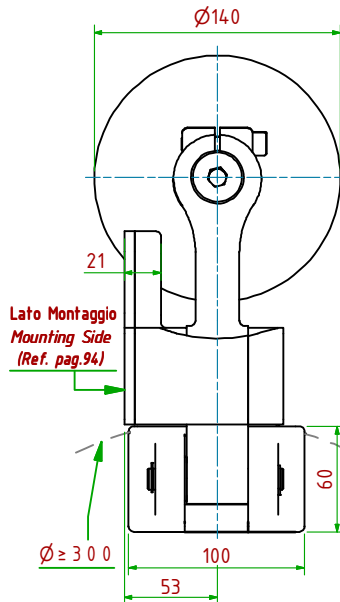
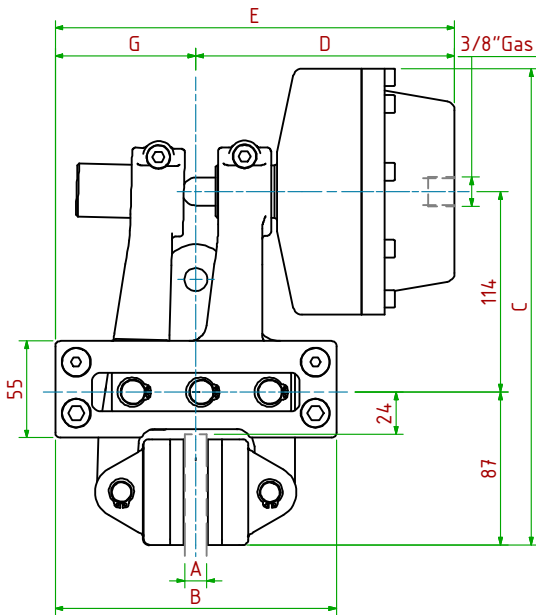


- Pressione di Apertura/Release Pressure: **Pa= 6bar** - Volume Max Cilindro/Max Cylinder Volume: **75cm<sup>3</sup>**
- Coppia Frenante/Braking Torque: **Md=[Ft x (ø(m)/2 - 0.033(m))]**
- Importante:** La Coppia Frenante Iniziale può essere più bassa del 30%-50% **Warning:** Initial Braking Torque can be lower of 30%-50%
- Usura Ferodi Massima Totale/Maximum total wear of pads =9mm

MODELLO/MODEL	CODICE/ CODE	A	B	C	D <sub>Max</sub>	E <sub>Max</sub>	G	Forza Frenante/Braking Force	Peso
PPH-N032/12.7	19.36.032.03	12.7	180	25.4	14.4	224	80	Ft= 3400N (0bar)	12.0kg
PPH-N032/25.4	19.36.032.04	25.4	180	25.4	139	239	90	Ft= 3400N (0bar)	12.4kg


PPH-N033/□□□

Pneumatico Negativo/Pneumatically Released



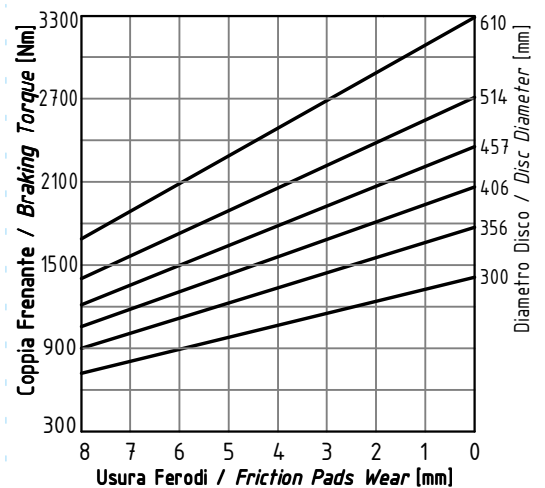
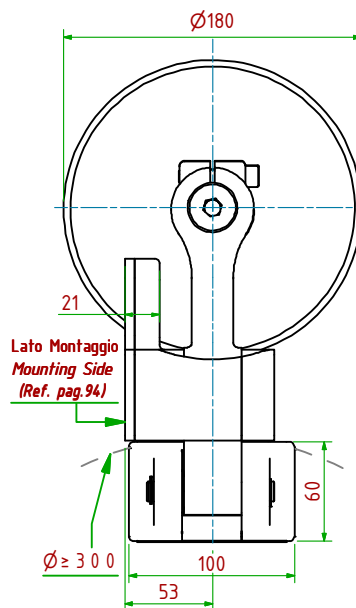
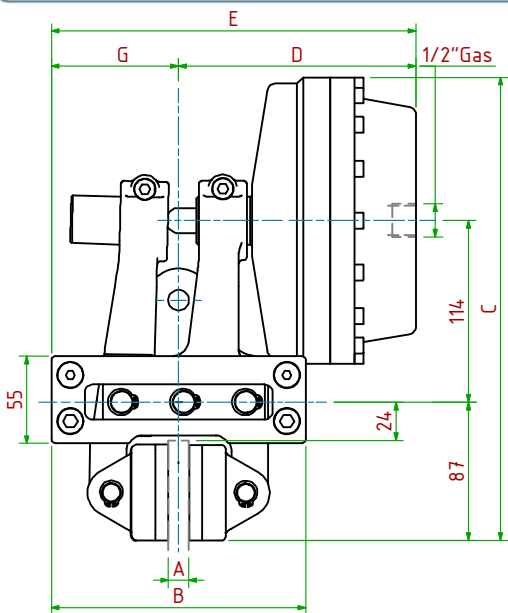
- Pressione di Apertura/Release Pressure: **Pa= 6bar** - Volume Max Cilindro/Max Cylinder Volume: **160cm<sup>3</sup>**
- Coppia Frenante/Braking Torque: **Md=[Ft x (ø(m)/2 - 0.033(m))]**
- Importante:** La Coppia Frenante Iniziale può essere più bassa del 30%-50% **Warning:** Initial Braking Torque can be lower of 30%-50%
- Usura Ferodi Massima Totale/Maximum total wear of pads =9mm

MODELLO/ MODEL	CODICE/ CODE	A	B	C	D <sub>Max</sub>	E <sub>Max</sub>	G	Forza Frenante/Braking Force	Peso
PPH-N033/12.7	19.36.033.03	12.7	180	271	147	227	80	Ft= 6900N (0bar)	13.5kg
PPH-N033/25.4	19.36.033.04	25.4	180	271	152	242	90	Ft= 6900N (0bar)	13.9kg




PPH-N034/□□□

Pneumatico Negativo/Pneumatically Released




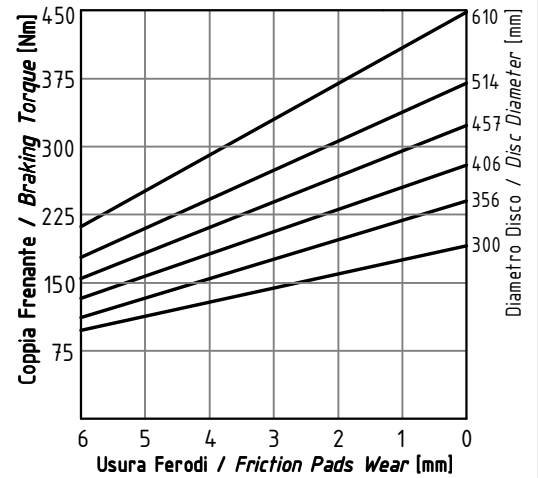
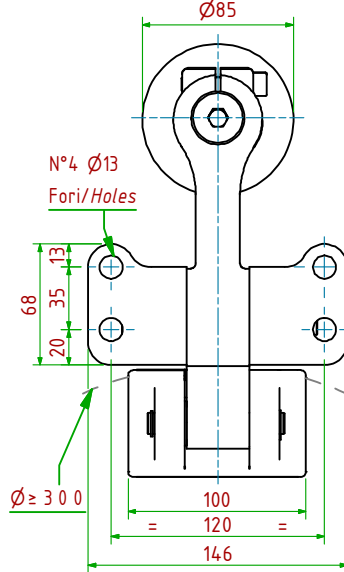
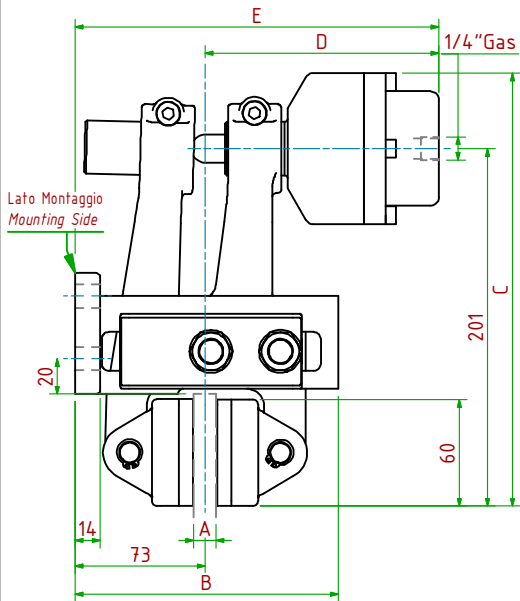
- Pressione di Apertura/Release Pressure: **Pa= 6bar** - Volume Max Cilindro/Max Cylinder Volume: **285cm<sup>3</sup>**
- Coppia Frenante/Braking Torque: **Md=[Ft x (ø(m)/2 - 0.033(m))]**
- Importante:** La Coppia Frenante Iniziale può essere più bassa del 30%-50% **Warning:** Initial Braking Torque can be lower of 30%-50%
- Usura Ferodi Massima Totale/Maximum total wear of pads =9mm

MODELLO/ MODEL	CODICE/ CODE	A	B	C	D <sub>Max</sub>	E <sub>Max</sub>	G	Forza Frenante/Braking Force	Peso
PPH-N034/12.7	19.36.034.03	12.7	180	291	149	229	80	Ft= 12100N (0bar)	16.0kg
PPH-N034/25.4	19.36.034.04	25.4	180	291	154	244	90	Ft= 12100N (0bar)	16.4kg



PPHP-N310/□□□

Pneumatico Negativo / Pneumatically Released


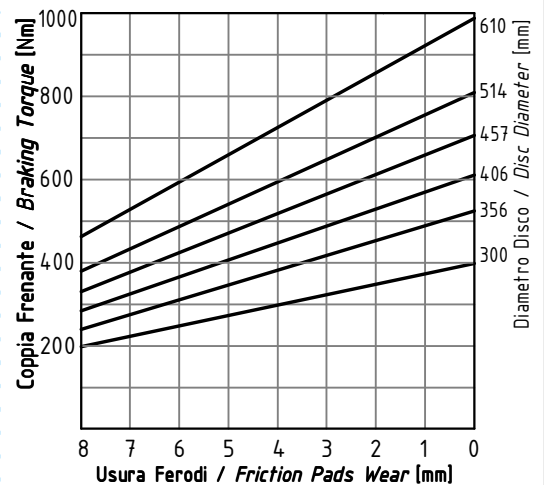
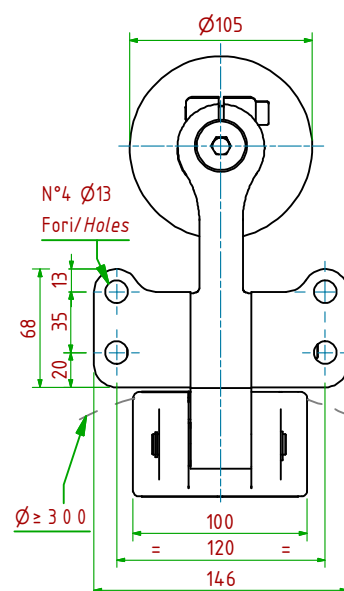
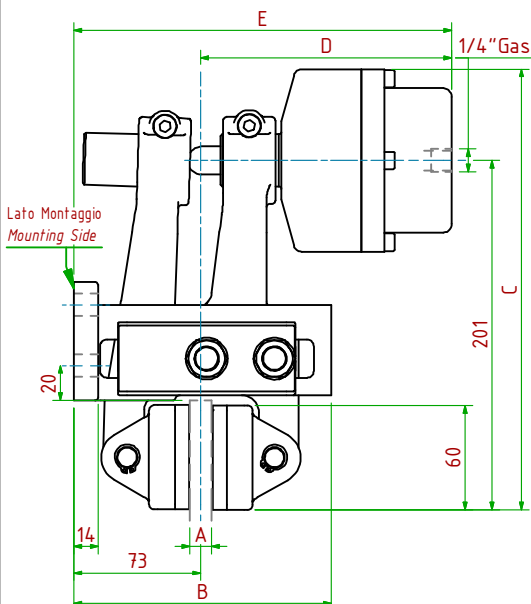


- Pressione di Apertura/Release Pressure: **Pa= 6bar** - Volume Max Cilindro/Max Cylinder Volume: **32cm<sup>3</sup>**
- Coppia Frenante/Braking Torque: **Md=[Ft x (Ø(m)/2 - 0.033(m))]**
- Importante:** La Coppia Frenante Iniziale può essere più bassa del 30%-50% **Warning:** Initial Braking Torque can be lower of 30%-50%
- Usura Ferodi Massima Totale/Maximum total wear of pads =9mm

MODELLO / MODEL	CODICE / CODE	A	B	C	D <sub>Max</sub>	E <sub>Max</sub>	Forza Frenante/Braking Force	Peso
PPHP-N310/12.7	19.36.310.03	12.7	148	244	131	204	Ft= 1650N (0bar)	9.5 kg
PPHP-N310/25.4	19.36.310.04	25.4	148	244	137	210	Ft= 1650N (0bar)	9.7 kg

PPHP-N320/□□□

Pneumatico Negativo / Pneumatically Released

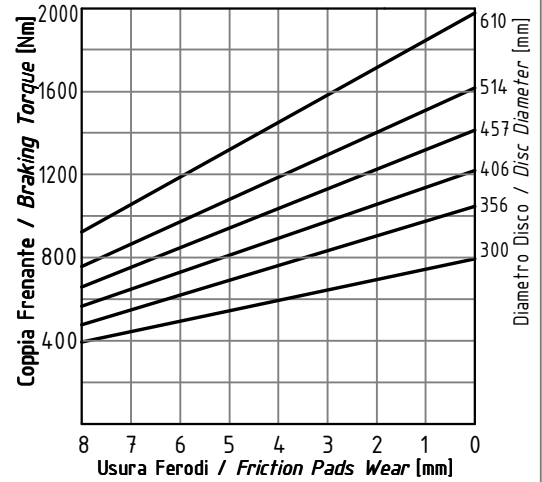
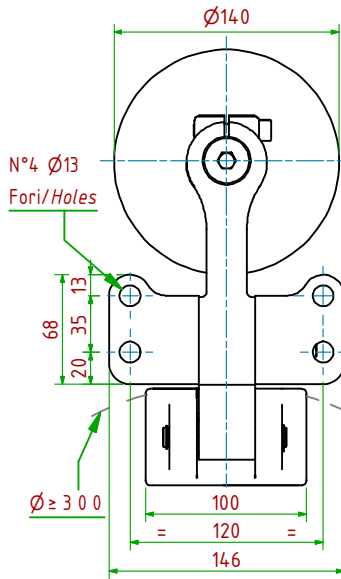
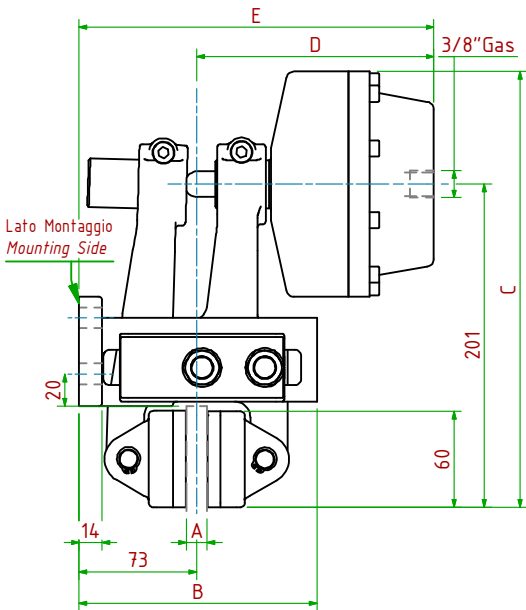


- Pressione di Apertura/Release Pressure: **Pa= 6bar** - Volume Max Cilindro/Max Cylinder Volume: **75cm<sup>3</sup>**
- Coppia Frenante/Braking Torque: **Md=[Ft x (Ø(m)/2 - 0.033(m))]**
- Importante:** La Coppia Frenante Iniziale può essere più bassa del 30%-50% **Warning:** Initial Braking Torque can be lower of 30%-50%
- Usura Ferodi Massima Totale/Maximum total wear of pads =9mm

MODELLO / MODEL	CODICE / CODE	A	B	C	D <sub>Max</sub>	E <sub>Max</sub>	Forza Frenante/Braking Force	Peso
PPHP-N320/12.7	19.36.320.03	12.7	148	254	144	217	Ft= 3400N (0bar)	10.5kg
PPHP-N320/25.4	19.36.320.04	25.4	148	254	150	223	Ft= 3400N (0bar)	10.7kg

PPHP-N330/□□□

Pneumatico Negativo / Pneumatically Released


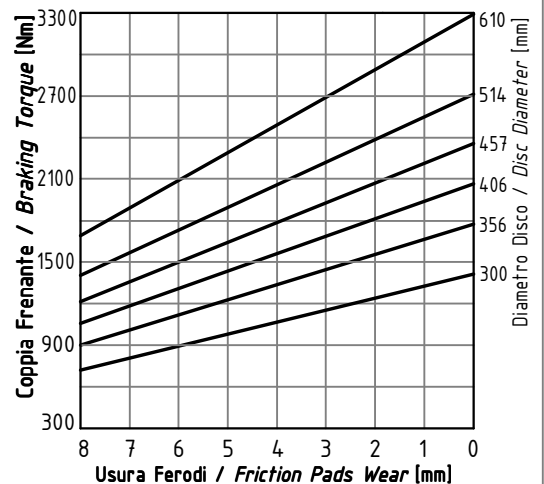
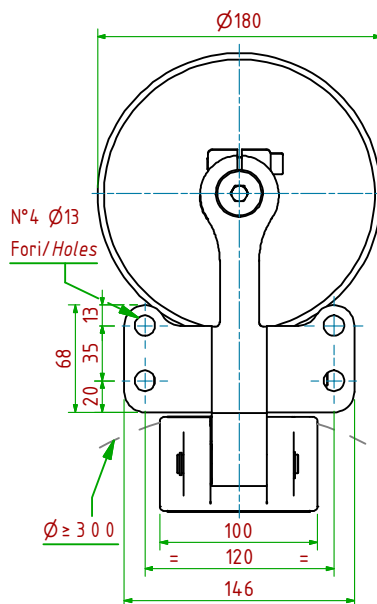
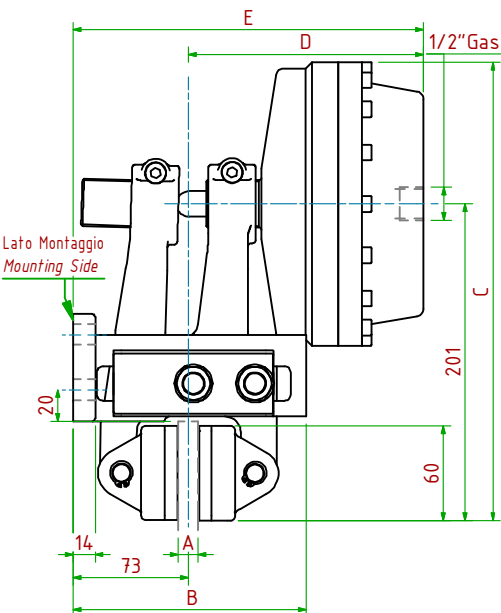


- Pressione di Apertura/Release Pressure: **Pa= 6bar** - Volume Max Cilindro/Max Cylinder Volume: **160cm<sup>3</sup>**
- Coppia Frenante/Braking Torque: **Md=[Ft x (ø(m)/2 - 0.033(m))]**
- Importante:** La Coppia Frenante Iniziale può essere più bassa del 30%-50% **Warning:** Initial Braking Torque can be lower of 30%-50%
- Usura Ferodi Massima Totale/Maximum total wear of pads =9mm

MODELLO/MODEL	CODICE/ CODE	A	B	C	D <sub>Max</sub>	E <sub>Max</sub>	Forza Frenante/Braking Force	Peso
PPHP-N330/12.7	19.36.330.03	12.7	148	271	147	220	Ft= 6900N (0bar)	12.0kg
PPHP-N330/25.4	19.36.330.04	25.4	148	271	153	226	Ft= 6900N (0bar)	12.2kg

PPHP-N340/□□□

Pneumatico Negativo / Pneumatically Released



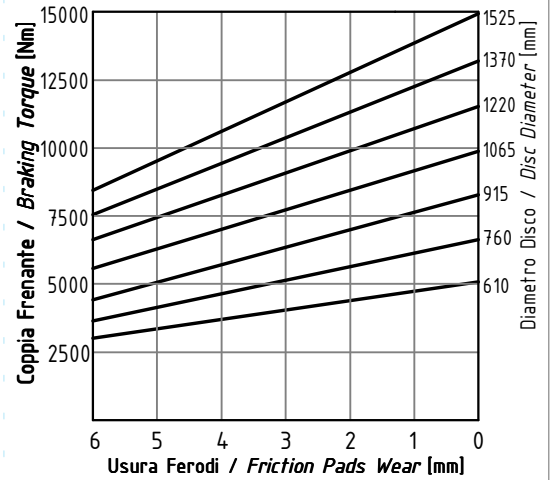
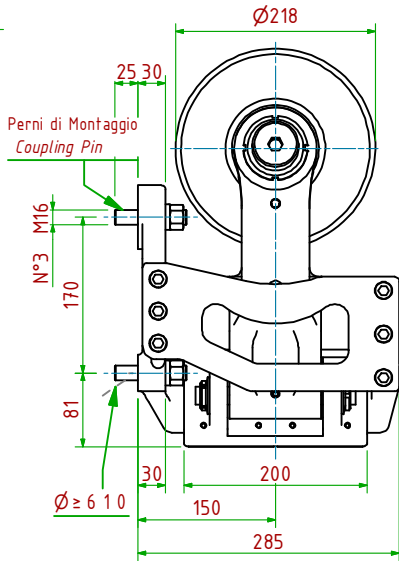
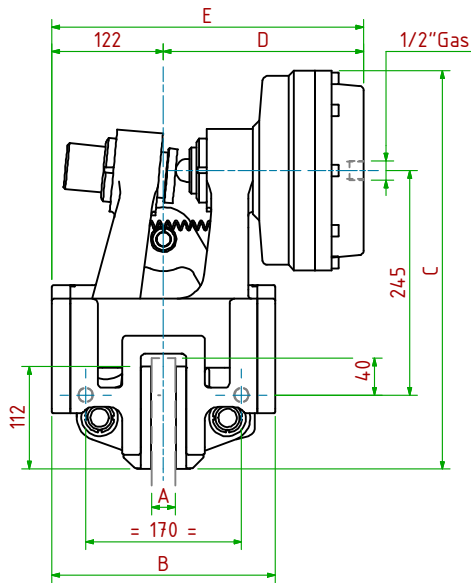
- Pressione di Apertura/Release Pressure: **Pa= 6bar** - Volume Max Cilindro/Max Cylinder Volume: **285cm<sup>3</sup>**
- Coppia Frenante/Braking Torque: **Md=[Ft x (ø(m)/2 - 0.033(m))]**
- Importante:** La Coppia Frenante Iniziale può essere più bassa del 30%-50% **Warning:** Initial Braking Torque can be lower of 30%-50%
- Usura Ferodi Massima Totale/Maximum total wear of pads =9mm

MODELLO/MODEL	CODICE/ CODE	A	B	C	D <sub>Max</sub>	E <sub>Max</sub>	Forza Frenante/Braking Force	Peso
PPHP-N340/12.7	19.36.340.03	12.7	148	291	149	222	Ft= 12100N (0bar)	14.5kg
PPHP-N340/25.4	19.36.340.04	25.4	148	291	155	228	Ft= 12100N (0bar)	14.7kg




PPT-N064/□□□

Pneumatico Negativo/Pneumatically Released



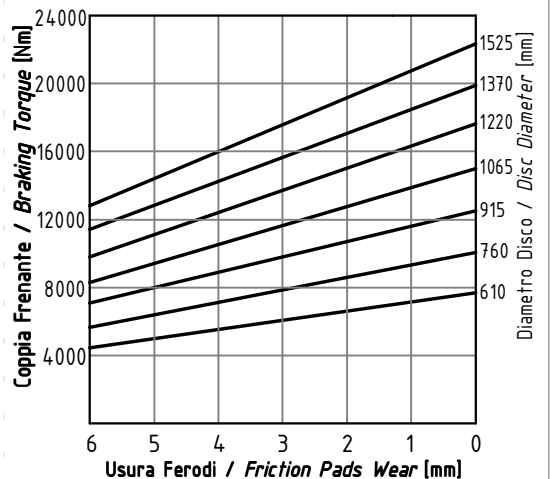
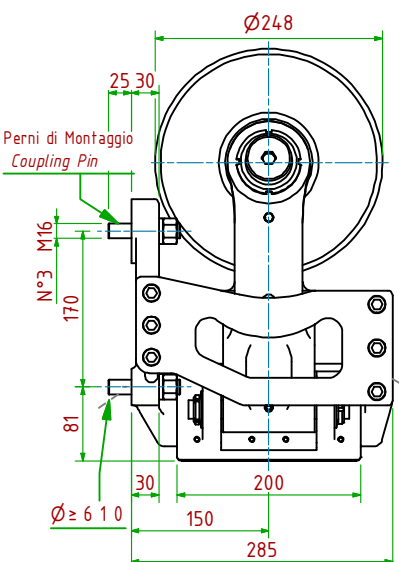
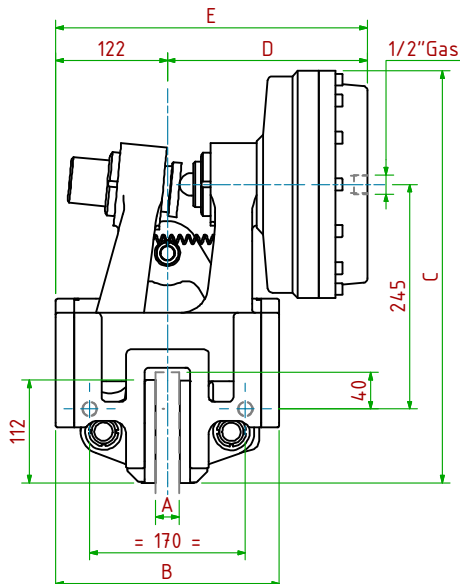
- Pressione di Apertura/Release Pressure: **Pa= 6bar** - Volume Max Cilindro/Max Cylinder Volume: **530cm<sup>3</sup>**
- Coppia Frenante/Braking Torque: **Md=[Ft×(ø(m)/2-0.065(m))]**  
**Importante:** La Coppia Frenante Iniziale può essere più bassa del 30%-50% **Warning:** Initial Braking Torque can be lower of 30%-50%
- Usura Ferodi Massima Totale/Maximum total wear of pads =12mm

MODELLO/MODEL	CODICE/ CODE	A	B	C	D <sub>Max</sub>	E <sub>Max</sub>	Forza Frenante/Braking Force	Peso
PPT-N064/25.4	19.36.064.04	25.4	244	435	219	341	Ft= 21200N (0bar)	69.8kg
PPT-N064/ 30	19.36.064.05	30	244	435	219	341	Ft= 21200N (0bar)	69.8kg
PPT-N064/ 40	19.36.064.06	40	244	435	224	346	Ft= 21200N (0bar)	69.8kg




PPT-N066/□□□

Pneumatico Negativo/Pneumatically Released



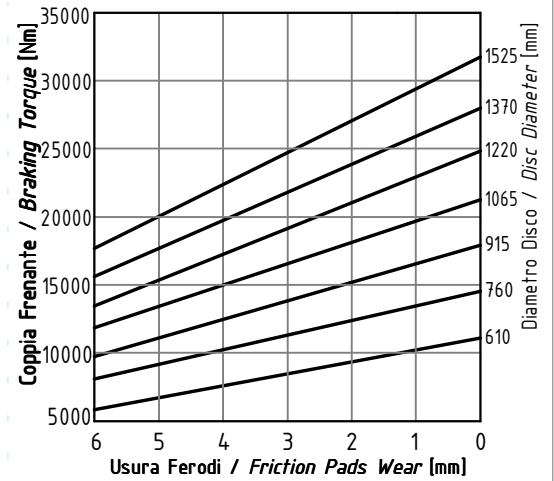
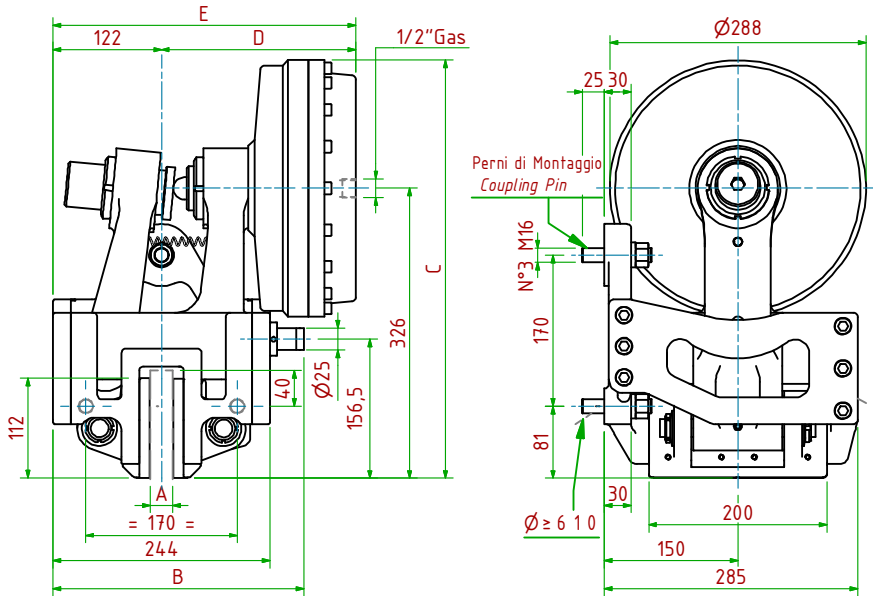
- Pressione di Apertura/Release Pressure: **Pa= 6bar** - Volume Max Cilindro/Max Cylinder Volume: **700cm<sup>3</sup>**
- Coppia Frenante/Braking Torque: **Md=[Ft×(ø(m)/2-0.065(m))]**  
**Importante:** La Coppia Frenante Iniziale può essere più bassa del 30%-50% **Warning:** Initial Braking Torque can be lower of 30%-50%
- Usura Ferodi Massima Totale/Maximum total wear of pads =12mm

MODELLO/MODEL	CODICE/ CODE	A	B	C	D <sub>Max</sub>	E <sub>Max</sub>	Forza Frenante/Braking Force	Peso
PPT-N066/25.4	19.36.066.04	25.4	244	450	219	341	Ft= 32000N (0bar)	74.2kg
PPT-N066/ 30	19.36.066.05	30	244	450	219	341	Ft= 32000N (0bar)	74.2kg
PPT-N066/ 40	19.36.066.06	40	244	450	224	346	Ft= 32000N (0bar)	74.2kg



PPT-N068/□□□

Pneumatico Negativo/Pneumatically Released


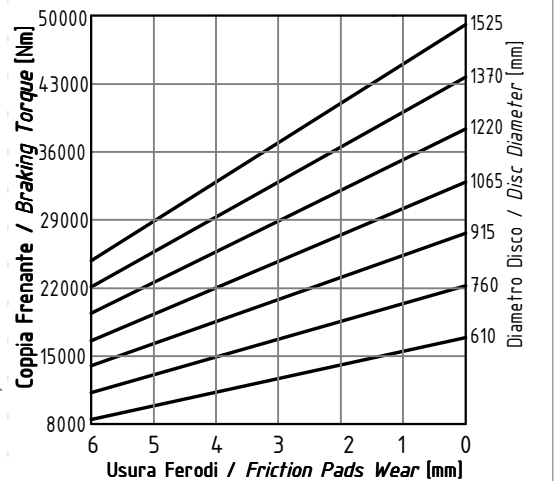
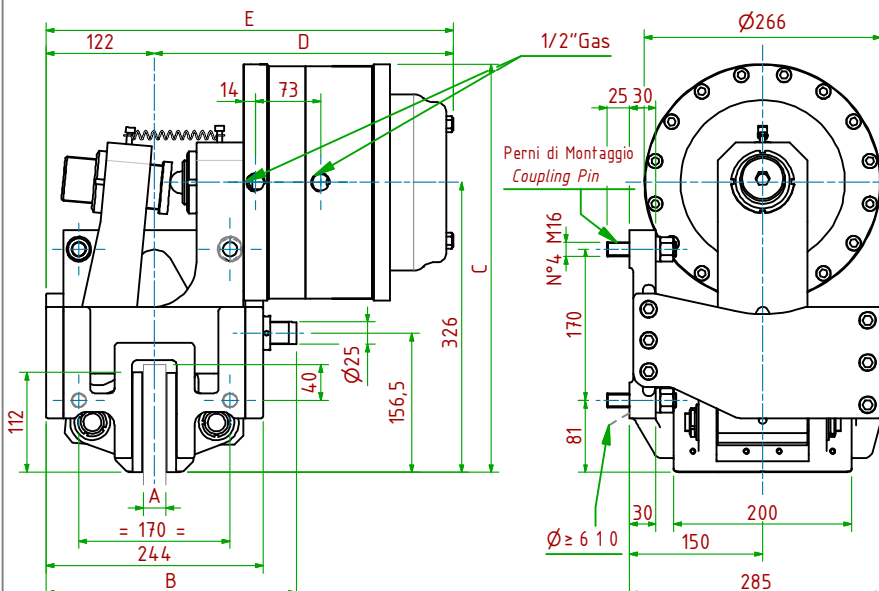


- Pressione di Apertura/Release Pressure: **Pa= 6bar** - Volume Max Cilindro/Max Cylinder Volume: **1000cm<sup>3</sup>**
- Coppia Frenante/Braking Torque: **Md=[Ft×(ø(m)/2-0.065(m))]**
- Importante:** La Coppia Frenante Iniziale può essere più bassa del 30%-50% **Warning:** Initial Braking Torque can be lower of 30%-50%
- Usura Ferodi Massima Totale/Maximum total wear of pads =12mm

MODELLO/MODEL	CODICE/ CODE	A	B	C	D <sub>Max</sub>	E <sub>Max</sub>	Forza Frenante/Braking Force	Peso
PPT-N068/25.4	19.36.068.04	25.4	282	470	219	341	Ft= 45500N (0bar)	80.7kg
PPT-N068/ 30	19.36.068.05	30	282	470	219	341	Ft= 45500N (0bar)	80.7kg
PPT-N068/ 40	19.36.068.06	40	287	470	224	346	Ft= 45500N (0bar)	80.7kg

PPT-N070/□□□

Pneumatico Negativo/Pneumatically Released


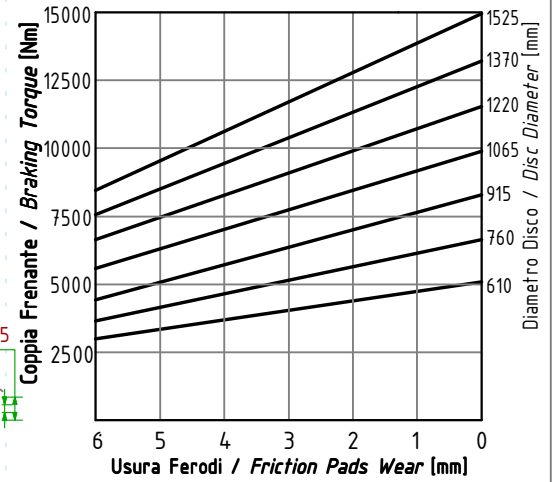
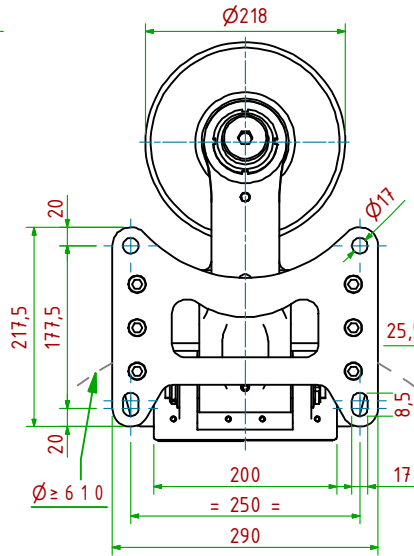
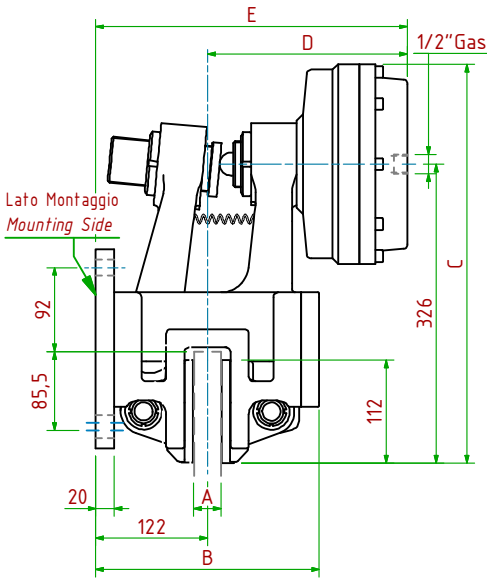


- Pressione di Apertura/Release Pressure: **Pa= 6bar** - Volume Max Cilindro/Max Cylinder Volume: **1662cm<sup>3</sup>**
- Coppia Frenante/Braking Torque: **Md=[Ft×(ø(m)/2-0.065(m))]**
- Importante:** La Coppia Frenante Iniziale può essere più bassa del 30%-50% **Warning:** Initial Braking Torque can be lower of 30%-50%
- Usura Ferodi Massima Totale/Maximum total wear of pads =12mm

MODELLO/MODEL	CODICE/ CODE	A	B	C	D <sub>Max</sub>	E <sub>Max</sub>	Forza Frenante/Braking Force	Peso
PPT-N070/25.4	19.36.070.04	25.4	282	459	336	458	Ft= 70500N (0bar)	122 kg
PPT-N070/ 30	19.36.070.05	30	282	459	336	458	Ft= 70500N (0bar)	122 kg
PPT-N070/ 40	19.36.070.06	40	287	459	341	463	Ft= 70500N (0bar)	122 kg

PPTP-N640/ □ □ □

Pneumatico Negativo / Pneumatically Released


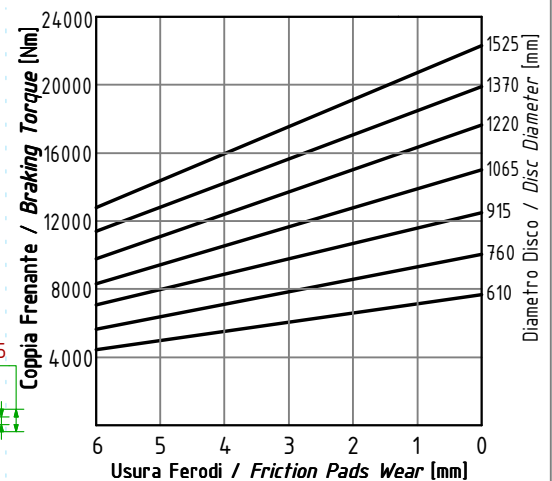
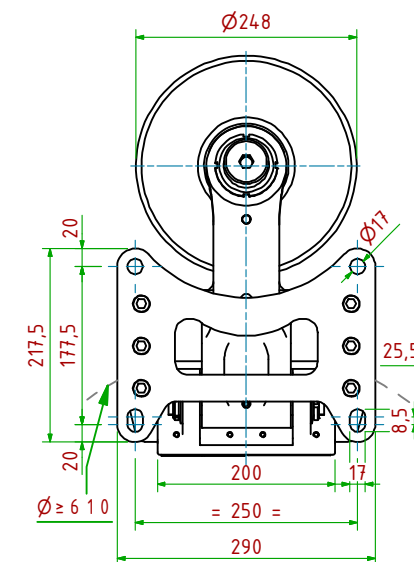
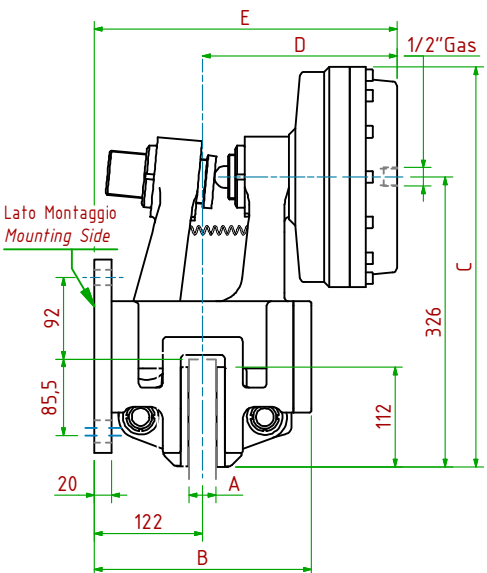


- Pressione di Apertura/Release Pressure: **Pa= 6bar** - Volume Max Cilindro/Max Cylinder Volume: **530cm<sup>3</sup>**
- Coppia Frenante/Braking Torque: **Md=[Ft×(ø(m)/2-0.065(m))]**
- Importante:** La Coppia Frenante Iniziale può essere più bassa del 30%-50% **Warning:** Initial Braking Torque can be lower of 30%-50%
- Usura Ferodi Massima Totale/Maximum total wear of pads =12mm

MODELLO/ MODEL	CODICE/ CODE	A	B	C	D <sub>Max</sub>	E <sub>Max</sub>	Forza Frenante/Braking Force	Peso
PPTP-N640/25.4	19.36.640.04	25.4	244	435	219	341	Ft= 21200N (0bar)	68.2kg
PPTP-N640/ 30	19.36.640.05	30	244	435	219	341	Ft= 21200N (0bar)	68.2kg
PPTP-N640/ 40	19.36.640.06	40	244	435	224	346	Ft= 21200N (0bar)	68.2kg

PPTP-N660/ □ □ □

Pneumatico Negativo / Pneumatically Released


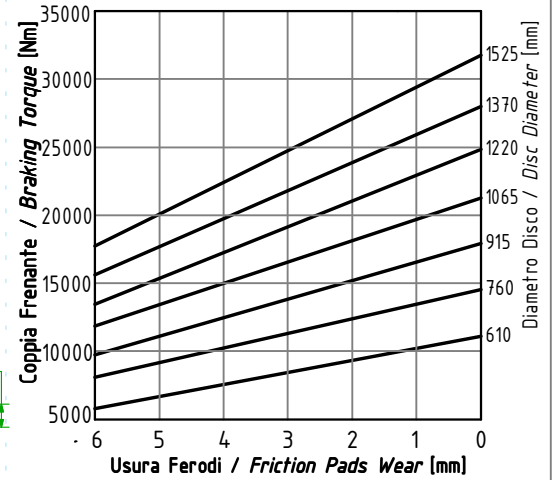
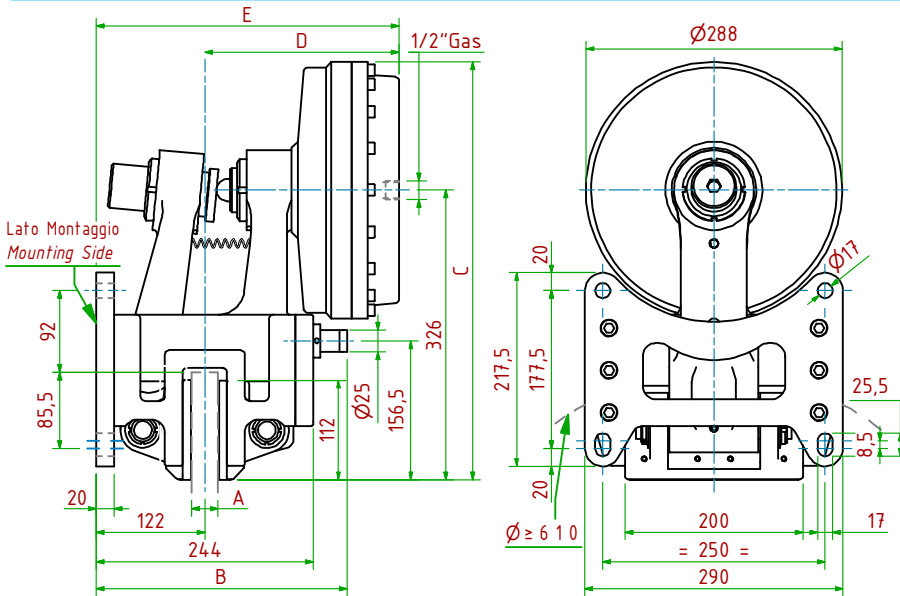


- Pressione di Apertura/Release Pressure: **Pa= 6bar** - Volume Max Cilindro/Max Cylinder Volume: **700cm<sup>3</sup>**
- Coppia Frenante/Braking Torque: **Md=[Ft×(ø(m)/2-0.065(m))]**
- Importante:** La Coppia Frenante Iniziale può essere più bassa del 30%-50% **Warning:** Initial Braking Torque can be lower of 30%-50%
- Usura Ferodi Massima Totale/Maximum total wear of pads =12mm

MODELLO/ MODEL	CODICE/ CODE	A	B	C	D <sub>Max</sub>	E <sub>Max</sub>	Forza Frenante/Braking Force	Peso
PPTP-N660/25.4	19.36.660.04	25.4	244	450	219	341	Ft= 32000N (0bar)	72.7kg
PPTP-N660/ 30	19.36.660.05	30	244	450	219	341	Ft= 32000N (0bar)	72.7kg
PPTP-M660/ 40	19.36.660.06	40	244	450	224	346	Ft= 32000N (0bar)	72.7kg

PPTP-N680/

Pneumatico Negativo / Pneumatically Released


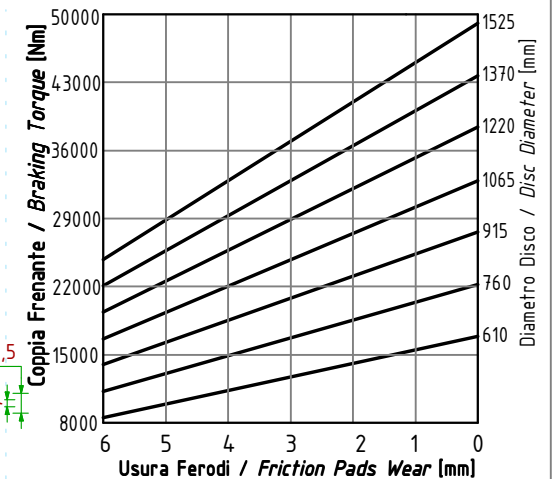
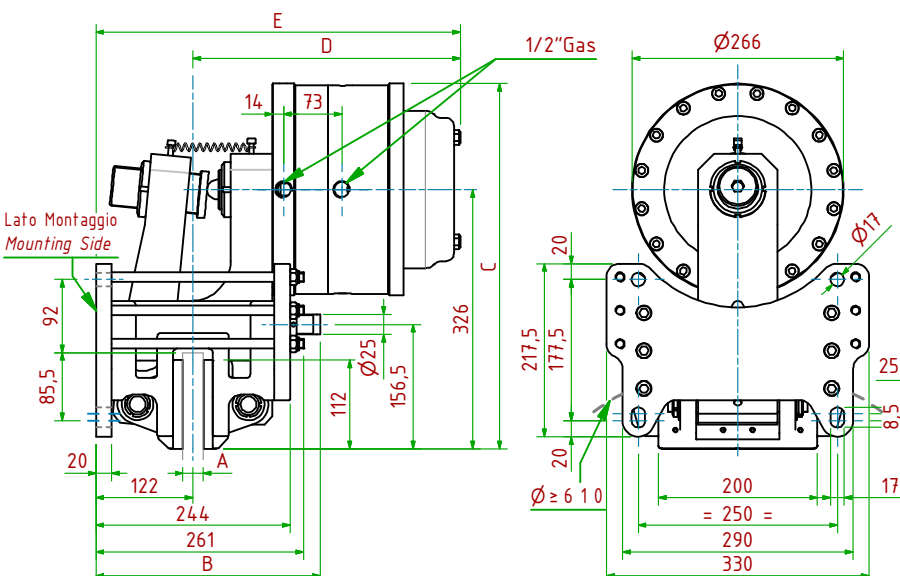


- Pressione di Apertura/Release Pressure: **Pa= 6bar** - Volume Max Cilindro/Max Cylinder Volume: **1000cm<sup>3</sup>**
- Coppia Frenante/Braking Torque: **Md=[Ft×(ø(m)/2-0.065(m))]**
- Importante:** La Coppia Frenante Iniziale può essere più bassa del 30%-50% **Warning:** Initial Braking Torque can be lower of 30%-50%
- Usura Ferodi Massima Totale/Maximum total wear of pads =12mm

MODELLO/ MODEL	CODICE/ CODE	A	B	C	D <sub>Max</sub>	E <sub>Max</sub>	Forza Frenante/Braking Force	Peso
PPTP-N680/25.4	19.36.680.04	25.4	282	470	219	341	Ft= 45500N (0bar)	79.1kg
PPTP-N680/ 30	19.36.680.05	30	282	470	219	341	Ft= 45500N (0bar)	79.1kg
PPTP-N680/ 40	19.36.680.06	40	287	470	224	346	Ft= 45500N (0bar)	79.1kg

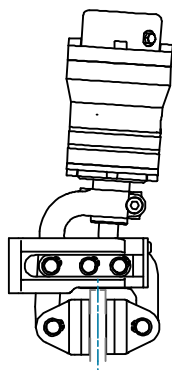
PPTP-N700/

Pneumatico Negativo / Pneumatically Released



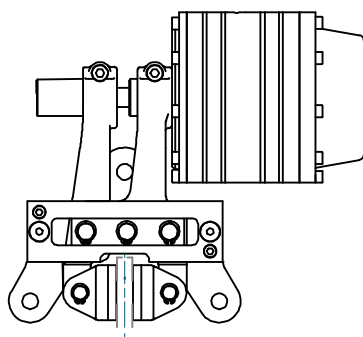
- Pressione di Apertura/Release Pressure: **Pa= 6bar** - Volume Max Cilindro/Max Cylinder Volume: **1662cm<sup>3</sup>**
- Coppia Frenante/Braking Torque: **Md=[Ft×(ø(m)/2-0.065(m))]**
- Importante:** La Coppia Frenante Iniziale può essere più bassa del 30%-50% **Warning:** Initial Braking Torque can be lower of 30%-50%
- Usura Ferodi Massima Totale/Maximum total wear of pads =12mm

MODELLO/ MODEL	CODICE/ CODE	A	B	C	D <sub>Max</sub>	E <sub>Max</sub>	Forza Frenante/Braking Force	Peso
PPTP-N700/25.4	19.36.700.04	25.4	282	459	336	458	Ft= 70500N (0bar)	123 kg
PPTP-N700/ 30	19.36.700.05	30	282	459	336	458	Ft= 70500N (0bar)	123 kg
PPTP-N700/ 40	19.36.700.06	40	287	459	341	463	Ft= 70500N (0bar)	123 kg



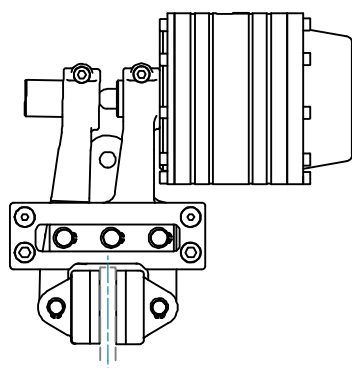
**PPD-PN ...**

Pag. 62-63



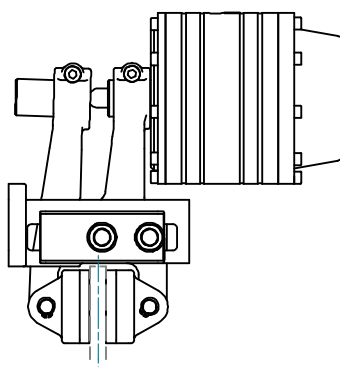
**PPF-PN ...**

Pag. 64-66



**PPH-PN ...**

Pag. 67-68




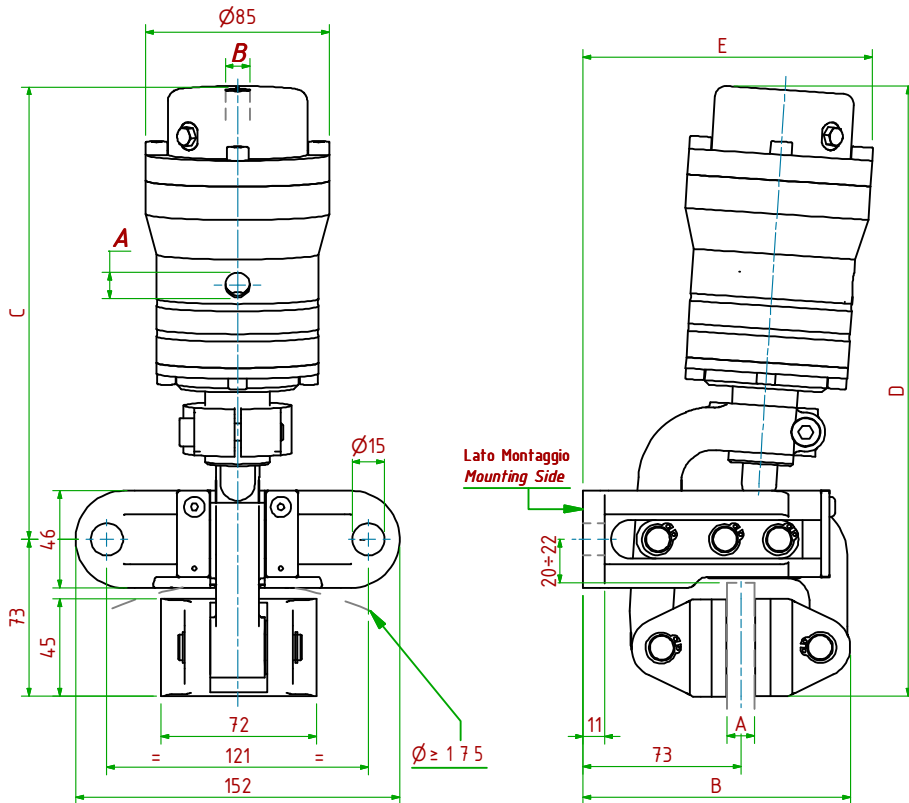
**PPHP-PN ...**

Pag. 69-70



**PPD-PN011/□□□**

**Pneumatico DUO / Pneumatically DUO**



**Funzionamento Positivo / Pneumatically Applied**

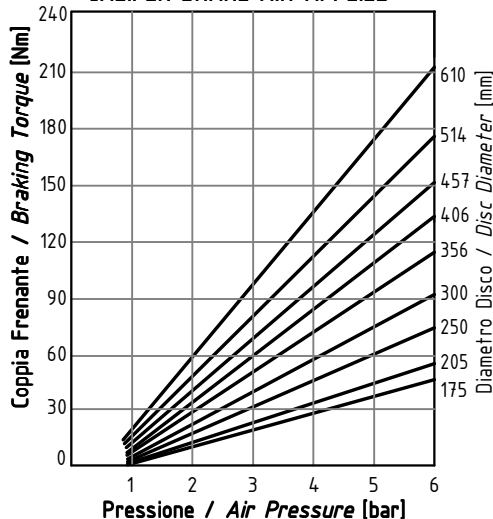
- Pressione di Lavoro / Operating Pressure **Pl= 6bar**
- Alimentazione Cilindro / Pneumatic Cylinder Supply **A: 1/4" Gas**
- Volume Max Cilindro / Max Cylinder Volume **27 cm<sup>3</sup>**
- Coppia Frenante / Braking Torque **Md=[Ft x (Ø(m)/2 - 0.029(m))]**

**Funzionamento Negativo / Pneumatically Released**

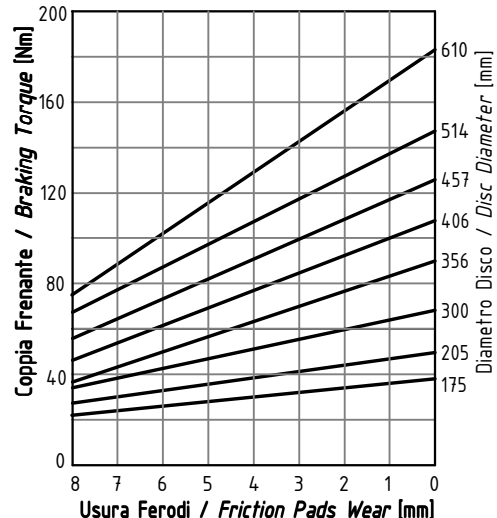
- Pressione di Apertura / Release Pressure **Pa= 6bar**
- Alimentazione Cilindro / Spring Applied Cylinder Supply **B: 1/4" Gas**
- Volume Max Cilindro / Max Cylinder Volume **32 cm<sup>3</sup>**
- Usura Ferodi Massima Totale / Maximum total wear of pads = **9mm**

MODELLO / MODEL	CODICE / CODE	A	B	C	DMax	EMax	Forza Frenante: Positivo-Negativo / Braking Force		Peso
PPD-PN011/12.7	19.56.011.03	12.7	124	217	290	134	Ft <sub>pos</sub> = 770N (6bar)	Ft <sub>neg</sub> = 640N (0bar)	5.4 kg
PPD-PN011/25.4	19.56.011.04	25.4	130	217	290	136	Ft <sub>pos</sub> = 770N (6bar)	Ft <sub>neg</sub> = 640N (0bar)	5.5 kg

**FRENO A PINZA USO POSITIVO  
CALIPER BRAKE AIR APPLIED**



**FRENO A PINZA USO NEGATIVO  
CALIPER BRAKE SPRING APPLIED**



**Coppia Frenante Md**


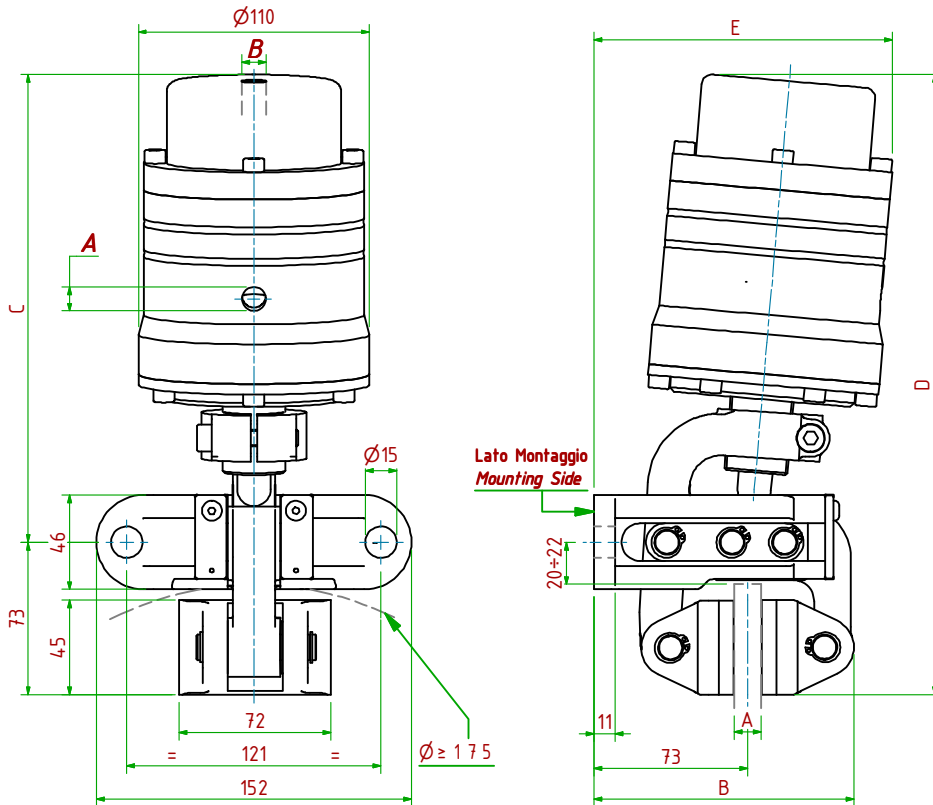
La coppia frenante iniziale può essere dal 30% al 50% in meno rispetto al valore nominale, fino al completo assestamento del ferodo sulla superficie del disco.

**Braking Torque Md**

The initial braking torque can be from 30% up to 50% less than nominal torque, until the friction pad works correctly on the disc surface.

PPD-PN012/□□□

Pneumatico DUO / Pneumatically DUO



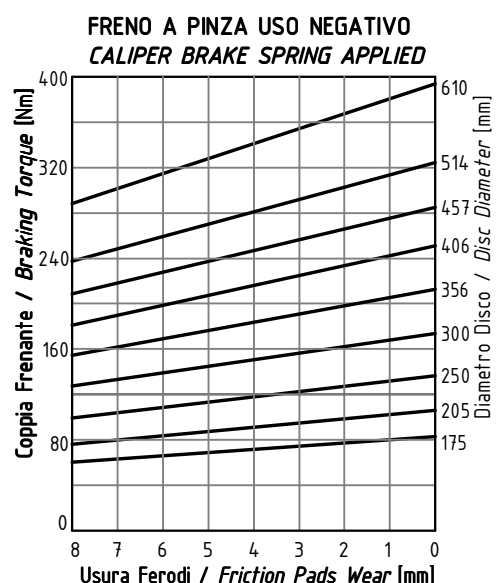
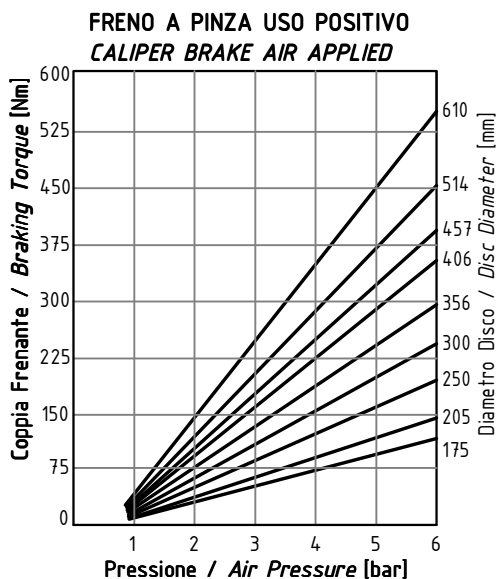
**Funzionamento Positivo/Pneumatically Applied**

- Pressione di Lavoro/Operating Pressure **Pl= 6bar**
- Alimentazione Cilindro/Pneumatic Cylinder Supply **A:1/4"Gas**
- Volume Max Cilindro/Max Cylinder Volume **63 cm<sup>3</sup>**
- Coppia Frenante/Braking Torque **Md=[Ft×(ø(m)/2-0.029(m))]**

**Funzionamento Negativo/Pneumatically Released**

- Pressione di Apertura/Release Pressure **Pa= 6bar**
- Alimentazione Cilindro/Spring Applied Cylinder Supply **B:1/4"Gas**
- Volume Max Cilindro/Max Cylinder Volume **75 cm<sup>3</sup>**
- Usura Ferodi Massima Totale/Maximum total wear of pads =9mm

MODELLO/MODEL	CODICE/ CODE	A	B	C	DMax	EMax	Forza Frenante: Positivo-Negativo / Braking Force		Peso
PPD-PN012/12.7	19.56.012.03	12.7	124	227	300	142	Ft <sub>pos</sub> = 1990N (6bar)	Ft <sub>neg</sub> = 1420N (0bar)	6.9 kg
PPD-PN012/25.4	19.56.012.04	25.4	130	227	300	146	Ft <sub>pos</sub> = 1990N (6bar)	Ft <sub>neg</sub> = 1420N (0bar)	7.0 kg



**Coppia Frenante Md**

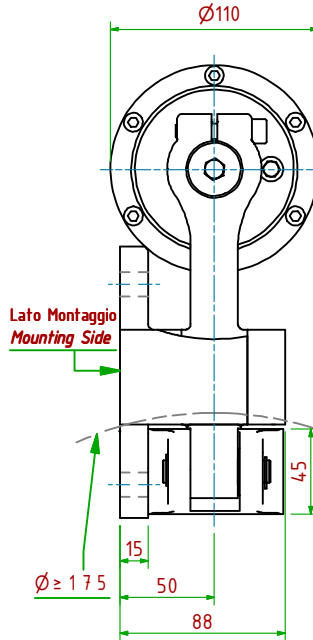
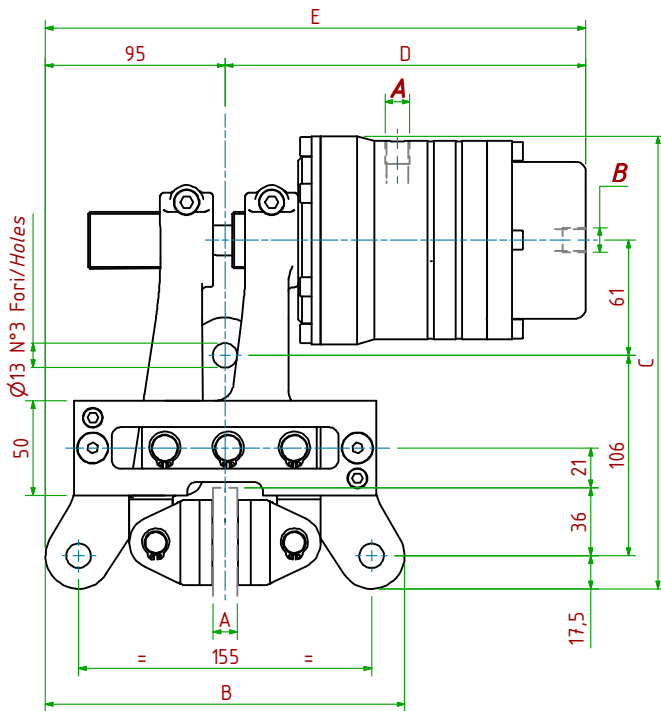
La coppia frenante iniziale può essere dal 30% al 50% in meno rispetto al valore nominale, fino al completo assestamento del ferodo sulla superficie del disco.

**Braking Torque Md**

The initial braking torque can be from 30% up to 50% less than nominal torque, until the friction pad works correctly on the disc surface.

PPF-PN022/ □ □ □

Pneumatico DUO / Pneumatically DUO



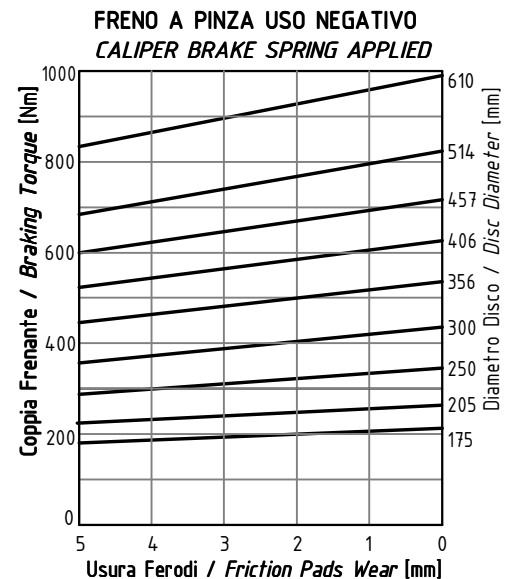
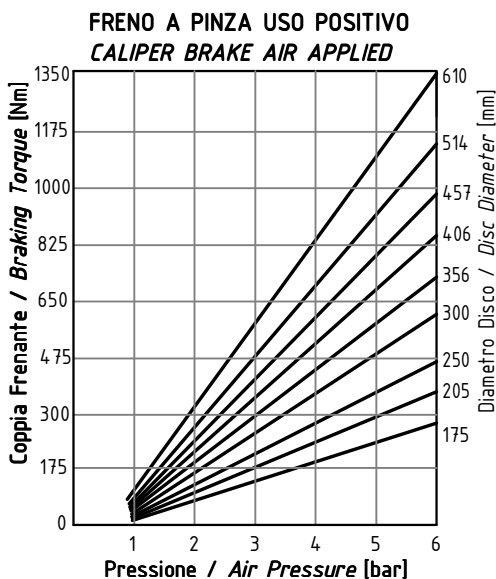
**Funzionamento Positivo/Pneumatically Applied**

- Pressione di Lavoro/Operating Pressure **Pl= 6bar**
- Alimentazione Cilindro/Pneumatic Cylinder Supply **A:1/4"Gas**
- Volume Max Cilindro/Max Cylinder Volume **63 cm<sup>3</sup>**
- Coppia Frenante/Braking Torque **Md=[Ft×(ø(m)/2-0.029(m))]**

**Funzionamento Negativo/Pneumatically Released**

- Pressione di Apertura/Release Pressure **Pa= 6bar**
- Alimentazione Cilindro/Spring Applied Cylinder Supply **B:1/4"Gas**
- Volume Max Cilindro/Max Cylinder Volume **75 cm<sup>3</sup>**
- Usura Ferodi Massima Totale/Maximum total wear of pads =9mm

MODELLO/MODEL	CODICE/ CODE	A	B	C	DMax	EMax	Forza Frenante: Positivo-Negativo / Braking Force	Peso
PPF-PN022/12.7	19.56.022.03	12.7	190	240	191	286	Ft <sub>pos</sub> = 4880N (6bar) Ft <sub>neg</sub> = 3590N (0bar)	10.7 kg
PPF-PN022/25.4	19.56.022.04	25.4	190	240	197	292	Ft <sub>pos</sub> = 4880N (6bar) Ft <sub>neg</sub> = 3590N (0bar)	10.8 kg



**Coppia Frenante Md**


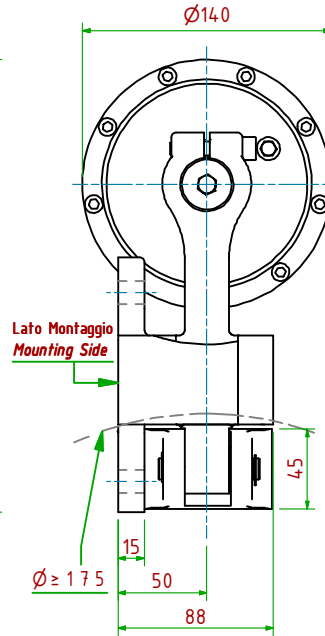
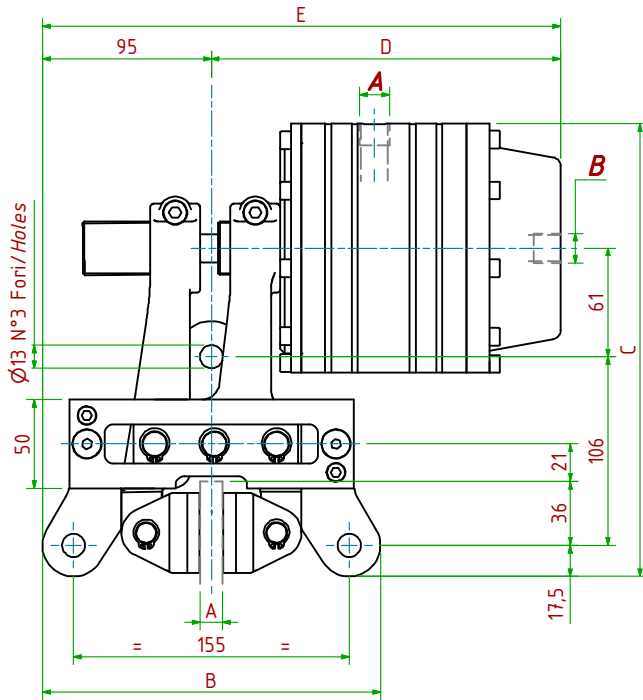
La coppia frenante iniziale può essere dal 30% al 50% in meno rispetto al valore nominale, fino al completo assestamento del ferodo sulla superficie del disco.

**Braking Torque Md**

The initial braking torque can be from 30% up to 50% less than nominal torque, until the friction pad works correctly on the disc surface.

**PPF-PN023/** □ □ □

**Pneumatico DUO / Pneumatically DUO**



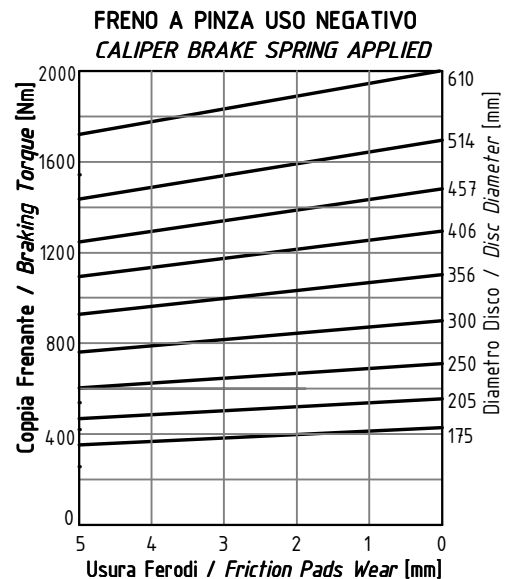
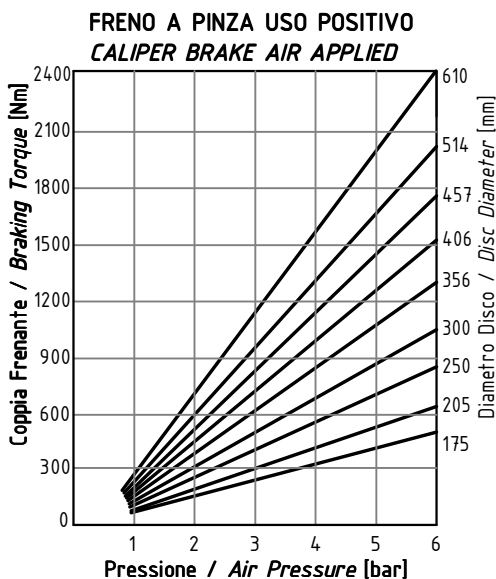
**Funzionamento Positivo/Pneumatically Applied**

- Pressione di Lavoro/Operating Pressure **Pl= 6bar**
- Alimentazione Cilindro/Pneumatic Cylinder Supply **A: 3/8"Gas**
- Volume Max Cilindro/Max Cylinder Volume **110 cm<sup>3</sup>**
- Coppia Frenante/Braking Torque **Md=[Ft×(ø(m)/2-0.029(m))]**

**Funzionamento Negativo/Pneumatically Released**

- Pressione di Apertura/Release Pressure **Pa= 6bar**
- Alimentazione Cilindro/Spring Applied Cylinder Supply **B: 3/8"Gas**
- Volume Max Cilindro/Max Cylinder Volume **160 cm<sup>3</sup>**
- Usura Ferodi Massima Totale/Maximum total wear of pads =9mm

MODELLO/MODEL	CODICE/ CODE	A	B	C	DMax	EMax	Forza Frenante: Positivo-Negativo / Braking Force	Peso
PPF-PN023/12.7	19.56.023.03	12.7	180	255	196	291	Ft <sub>pos</sub> = 8770N (6bar) Ft <sub>neg</sub> = 7430N (0bar)	12.9 kg
PPF-PN023/25.4	19.56.023.04	25.4	190	255	203	298	Ft <sub>pos</sub> = 8770N (6bar) Ft <sub>neg</sub> = 7430N (0bar)	13.0 kg



**Coppia Frenante Md**


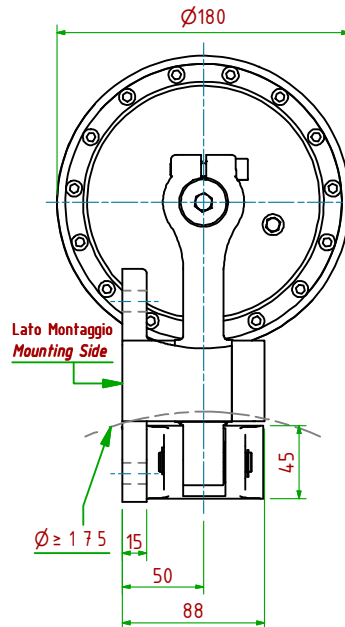
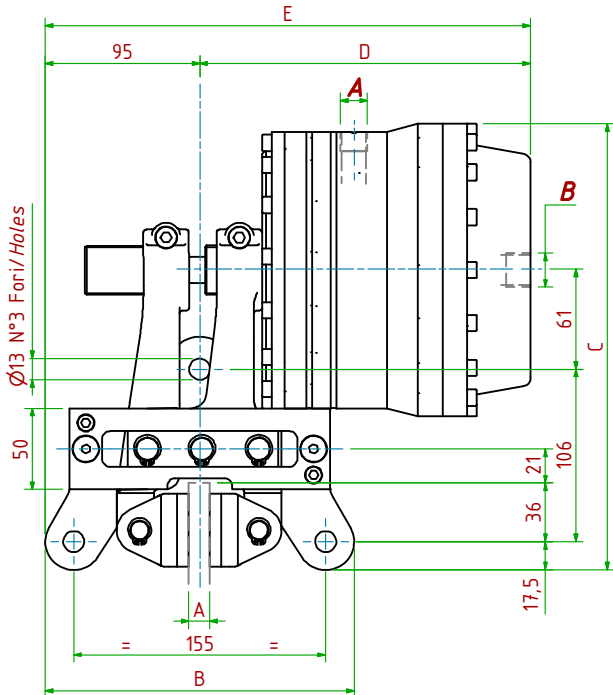
La coppia frenante iniziale può essere dal 30% al 50% in meno rispetto al valore nominale, fino al completo assestamento del ferodo sulla superficie del disco.

**Braking Torque Md**

The initial braking torque can be from 30% up to 50% less than nominal torque, until the friction pad works correctly on the disc surface.

PPF-PN024/

Pneumatico DUO / Pneumatically DUO



**Funzionamento Positivo/Pneumatically Applied**

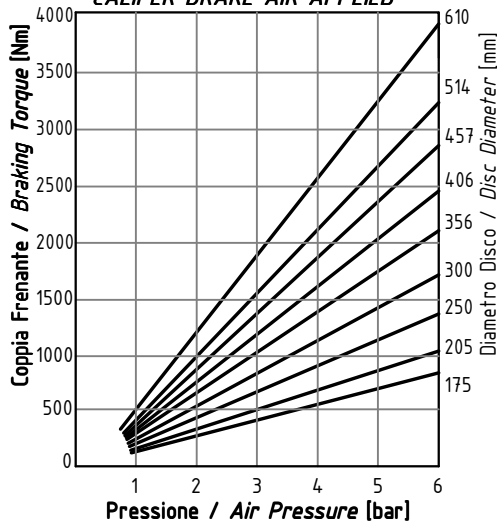
- Pressione di Lavoro/Operating Pressure **Pl= 6bar**
- Alimentazione Cilindro/Pneumatic Cylinder Supply **A: 3/8"Gas**
- Volume Max Cilindro/Max Cylinder Volume **175cm<sup>3</sup>**
- Coppia Frenante/Braking Torque **Md=[Ft×(ø(m)/2-0.029(m))]**

**Funzionamento Negativo/Pneumatically Released**

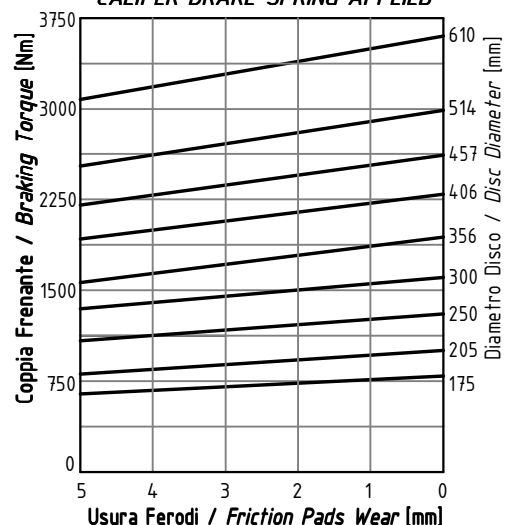
- Pressione di Apertura/Release Pressure **Pa= 6bar**
- Alimentazione Cilindro/Spring Applied Cylinder Supply **B: 1/2"Gas**
- Volume Max Cilindro/Max Cylinder Volume **285cm<sup>3</sup>**
- Usura Ferodi Massima Totale/Maximum total wear of pads = **9mm**

MODELLO/MODEL	CODICE/ CODE	A	B	C	DMax	EMax	Forza Frenante: Positivo-Negativo / Braking Force		Peso
PPF-PN024/12.7	19.56.024.03	12.7	180	275	203	298	Ft <sub>pos</sub> = 14100N(6bar)	Ft <sub>neg</sub> = 13100N(0bar)	16.4 kg
PPF-PN024/25.4	19.56.024.04	25.4	190	275	210	305	Ft <sub>pos</sub> = 14100N(6bar)	Ft <sub>neg</sub> = 13100N(0bar)	16.5 kg

FRENO A PINZA USO POSITIVO  
CALIPER BRAKE AIR APPLIED



FRENO A PINZA USO NEGATIVO  
CALIPER BRAKE SPRING APPLIED



**Coppia Frenante Md**

La coppia frenante iniziale può essere dal 30% al 50% in meno rispetto al valore nominale, fino al completo assestamento del ferodo sulla superficie del disco.


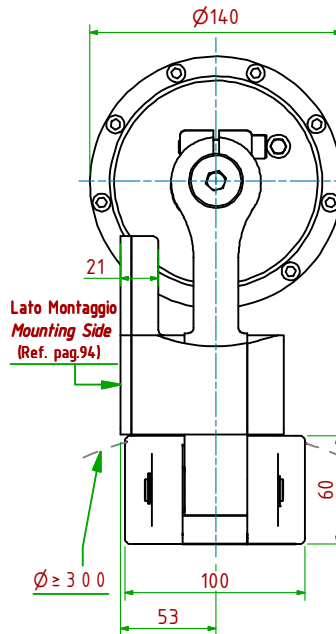
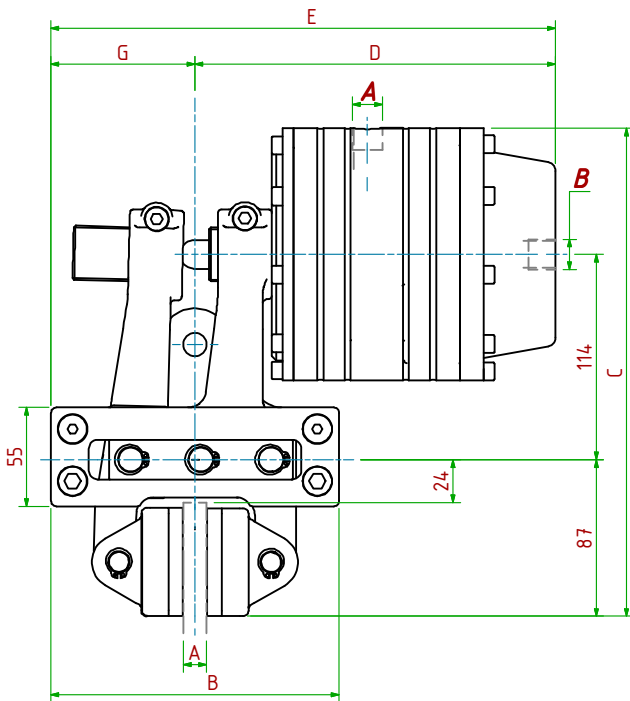
**Braking Torque Md**

The initial braking torque can be from 30% up to 50% less than nominal torque, until the friction pad works correctly on the disc surface.



PPH-PN033/□□□

Pneumatico DUO / Pneumatically DUO



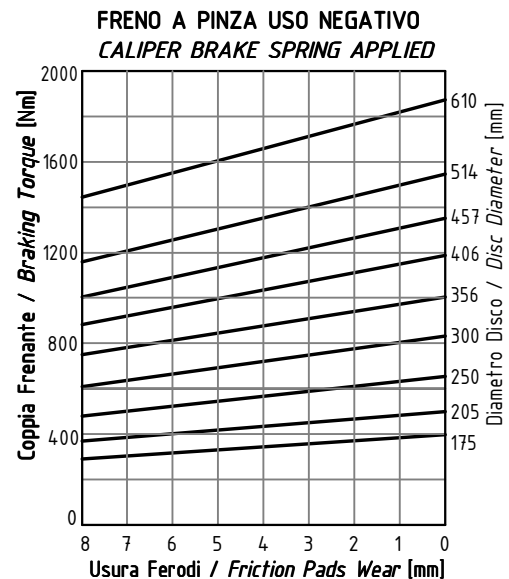
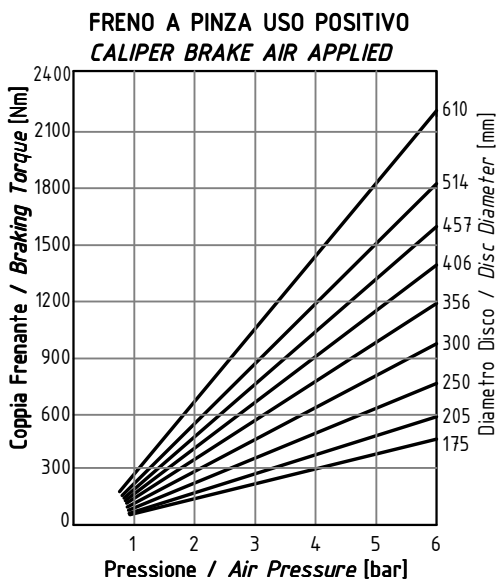
**Funzionamento Positivo/Pneumatically Applied**

- Pressione di Lavoro/Operating Pressure **Pl= 6bar**
- Alimentazione Cilindro/Pneumatic Cylinder Supply **A: 3/8"Gas**
- Volume Max Cilindro/Max Cylinder Volume **110 cm<sup>3</sup>**
- Coppia Frenante/Braking Torque **Md=[Ft×(ø(m)/2-0.029(m))]**

**Funzionamento Negativo/Pneumatically Released**

- Pressione di Apertura/Release Pressure **Pa= 6bar**
- Alimentazione Cilindro/Spring Applied Cylinder Supply **B: 3/8"Gas**
- Volume Max Cilindro/Max Cylinder Volume **160 cm<sup>3</sup>**
- Usura Ferodi Massima Totale/Maximum total wear of pads =9mm

MODELLO/MODEL	CODICE/ CODE	A	B	C	DMax	EMax	G	Forza Frenante: Positivo-Negativo / Braking Force	Peso
PPH-PN033/12.7	19.56.033.03	12.7	180	271	200	280	80	Ft <sub>pos</sub> = 8020N (6bar) Ft <sub>neg</sub> = 6800N (0bar)	14.8 kg
PPH-PN033/25.4	19.56.033.04	25.4	180	271	207	297	90	Ft <sub>pos</sub> = 8020N (6bar) Ft <sub>neg</sub> = 6800N (0bar)	15.2 kg



**Coppia Frenante Md**


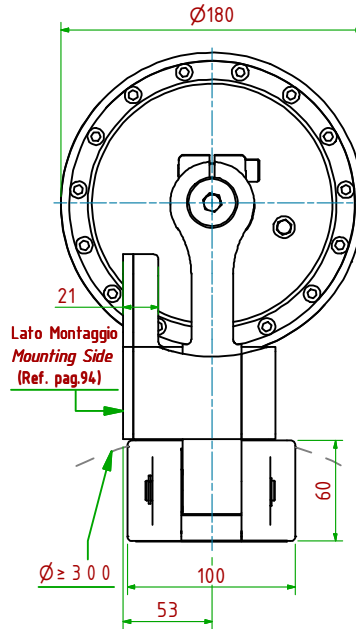
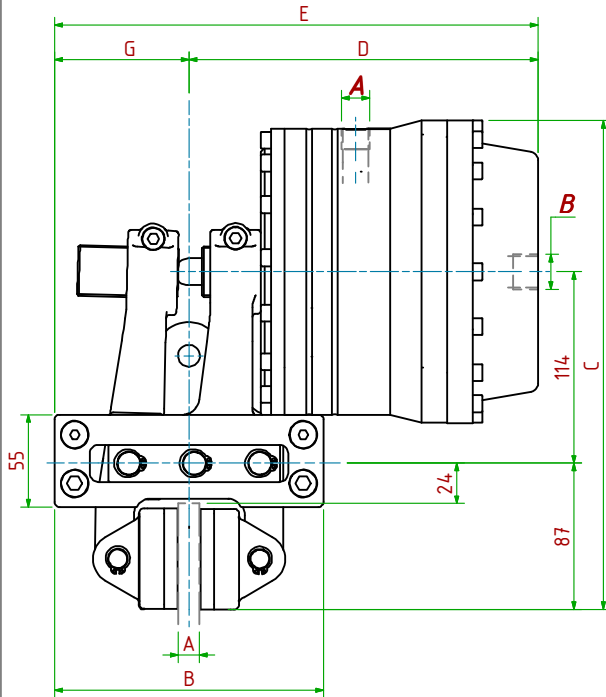
La coppia frenante iniziale può essere dal 30% al 50% in meno rispetto al valore nominale, fino al completo assattamento del ferodo sulla superficie del disco.

**Braking Torque Md**

The initial braking torque can be from 30% up to 50% less than nominal torque, until the friction pad works correctly on the disc surface.

PPH-PN034/□□□

Pneumatico DUO / Pneumatically DUO



**Funzionamento Positivo/Pneumatically Applied**

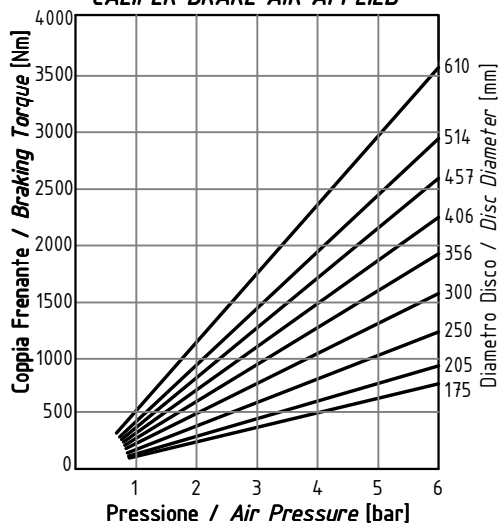
- Pressione di Lavoro/Operating Pressure **Pl= 6bar**
- Alimentazione Cilindro/Pneumatic Cylinder Supply **A: 3/8"Gas**
- Volume Max Cilindro/Max Cylinder Volume **175cm<sup>3</sup>**
- Coppia Frenante/Braking Torque **Md=[Ft×(ø(m)/2-0.029(m))]**

**Funzionamento Negativo/Pneumatically Released**

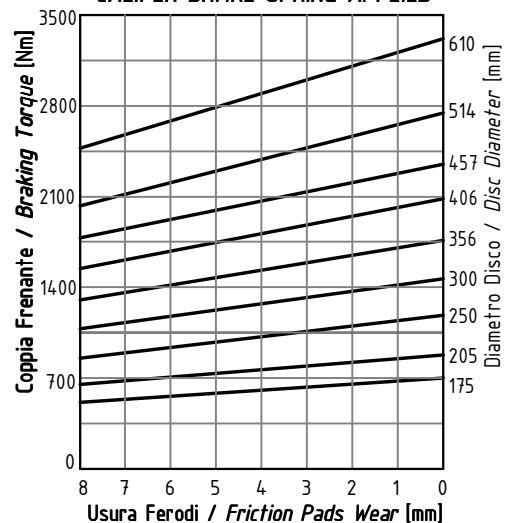
- Pressione di Apertura/Release Pressure **Pa= 6bar**
- Alimentazione Cilindro/Spring Applied Cylinder Supply **B: 1/2"Gas**
- Volume Max Cilindro/Max Cylinder Volume **285cm<sup>3</sup>**
- Usura Ferodi Massima Totale/Maximum total wear of pads =9mm

MODELLO/MODEL	CODICE/ CODE	A	B	C	DMax	EMax	G	Forza Frenante: Positivo-Negativo / Braking Force	Peso
PPH-PN034/12.7	19.56.034.03	12.7	180	291	208	288	80	Ft <sub>pos</sub> = 12910N(6bar) Ft <sub>neg</sub> = 12000N(0bar)	18.3 kg
PPH-PN034/25.4	19.56.034.04	25.4	180	291	214	304	90	Ft <sub>pos</sub> = 12910N(6bar) Ft <sub>neg</sub> = 12000N(0bar)	18.7 kg

FRENO A PINZA USO POSITIVO  
CALIPER BRAKE AIR APPLIED



FRENO A PINZA USO NEGATIVO  
CALIPER BRAKE SPRING APPLIED



**Coppia Frenante Md**

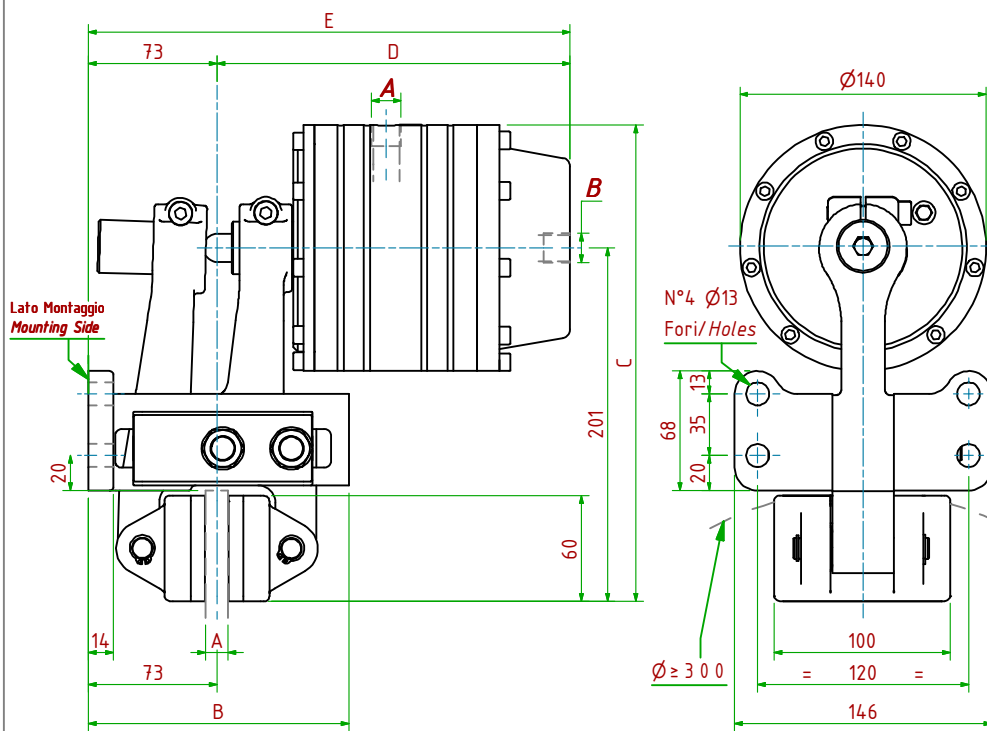
La coppia frenante iniziale può essere dal 30% al 50% in meno rispetto al valore nominale, fino al completo assestamento del ferodo sulla superficie del disco.

**Braking Torque Md**

The initial braking torque can be from 30% up to 50% less than nominal torque, until the friction pad works correctly on the disc surface.

PPHP-PN330/□□□

Pneumatico DUO / Pneumatically DUO



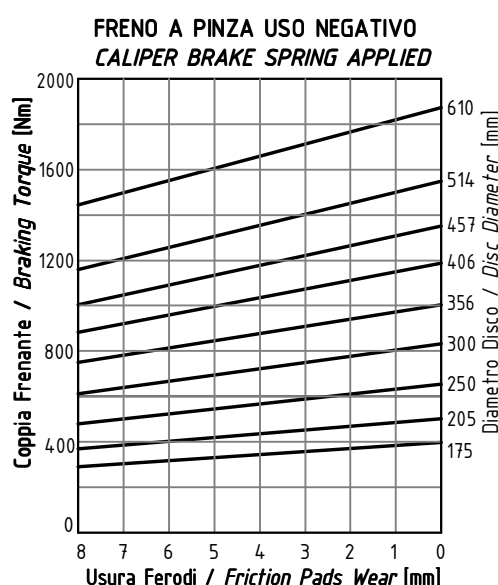
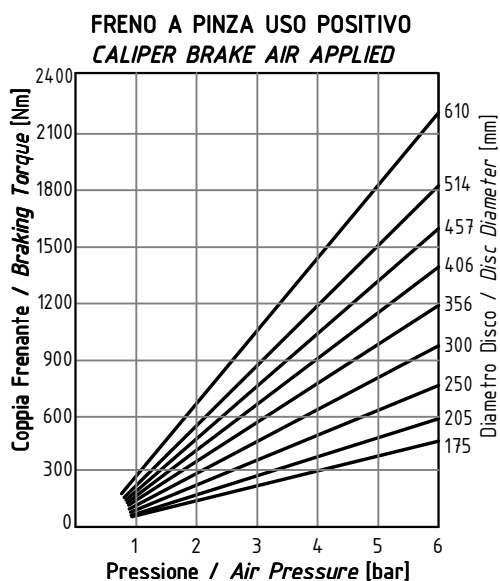
**Funzionamento Positivo/Pneumatically Applied**

- Pressione di Lavoro/Operating Pressure **Pl= 6bar**
- Alimentazione Cilindro/Pneumatic Cylinder Supply **A: 3/8"Gas**
- Volume Max Cilindro/Max Cylinder Volume **110 cm<sup>3</sup>**
- Coppia Frenante/Braking Torque **Md=[Ft×(ø(m)/2-0.029(m))]**

**Funzionamento Negativo/Pneumatically Released**

- Pressione di Apertura/Release Pressure **Pa= 6bar**
- Alimentazione Cilindro/Spring Applied Cylinder Supply **B: 3/8"Gas**
- Volume Max Cilindro/Max Cylinder Volume **160 cm<sup>3</sup>**
- Usura Ferodi Massima Totale/Maximum total wear of pads = **9mm**

MODELLO/MODEL	CODICE/ CODE	A	B	C	DMax	EMax	Forza Frenante: Positivo-Negativo / Braking Force		Peso
PPHP-PN330/12.7	19.56.330.03	12.7	14.8	271	201	274	Ft <sub>pos</sub> = 8020N (6bar)	Ft <sub>neg</sub> = 6800N (0bar)	13.4 kg
PPHP-PN330/25.4	19.56.330.04	25.4	14.8	271	207	280	Ft <sub>pos</sub> = 8020N (6bar)	Ft <sub>neg</sub> = 6800N (0bar)	13.5 kg



**Coppia Frenante Md**


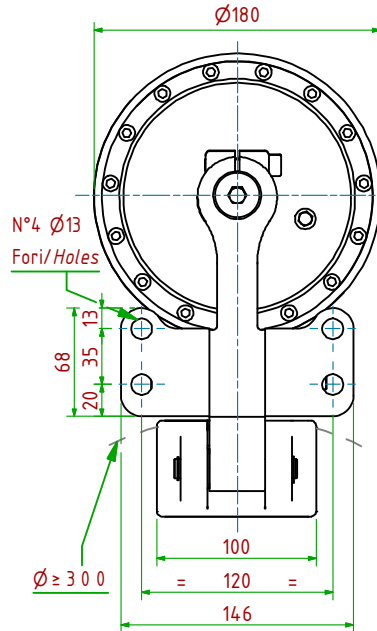
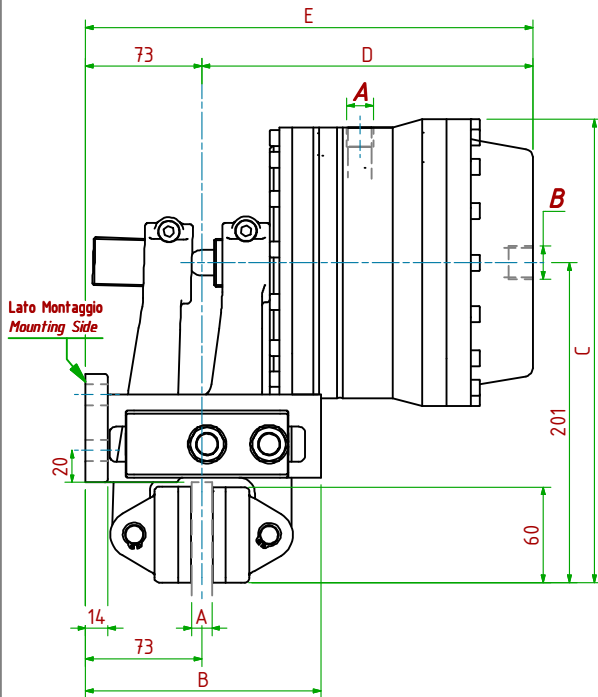
La coppia frenante iniziale può essere dal 30% al 50% in meno rispetto al valore nominale, fino al completo assestamento del ferodo sulla superficie del disco.

**Braking Torque Md**

The initial braking torque can be from 30% up to 50% less than nominal torque, until the friction pad works correctly on the disc surface.

PPHP-PN340/□□□

Pneumatico DUO / Pneumatically DUO



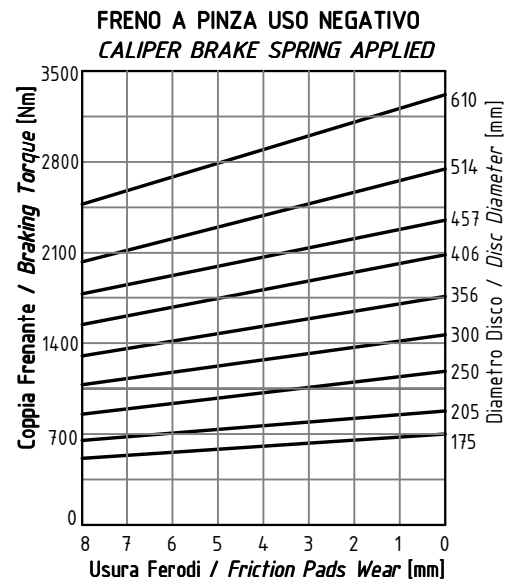
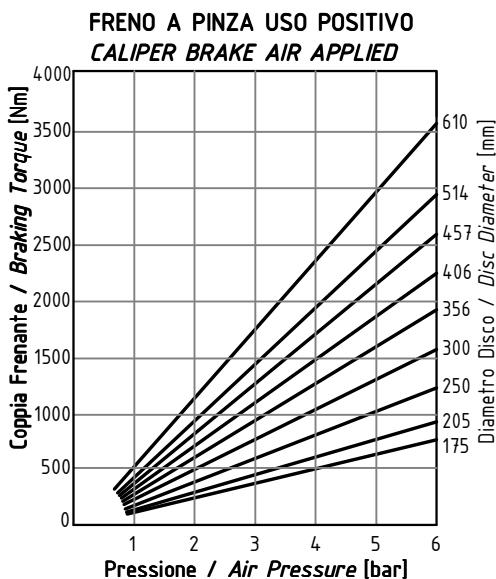
**Funzionamento Positivo/Pneumatically Applied**

- Pressione di Lavoro/Operating Pressure **Pl= 6bar**
- Alimentazione Cilindro/Pneumatic Cylinder Supply **A: 3/8"Gas**
- Volume Max Cilindro/Max Cylinder Volume **175cm<sup>3</sup>**
- Coppia Frenante/Braking Torque **Md=[Ft×(ø(m)/2-0.029(m))]**

**Funzionamento Negativo/Pneumatically Released**

- Pressione di Apertura/Release Pressure **Pa= 6bar**
- Alimentazione Cilindro/Spring Applied Cylinder Supply **B: 1/2"Gas**
- Volume Max Cilindro/Max Cylinder Volume **285cm<sup>3</sup>**
- Usura Ferodi Massima Totale/Maximum total wear of pads =9mm

MODELLO/MODEL	CODICE/ CODE	A	B	C	DMax	EMax	Forza Frenante: Positivo-Negativo / Braking Force		Peso
PPHP-PN340/12.7	19.56.340.03	12.7	14.8	291	208	281	Ft <sub>pos</sub> = 12910N (6bar)	Ft <sub>neg</sub> = 12000N(0bar)	16.8 kg
PPHP-PN340/25.4	19.56.340.04	25.4	14.8	291	214	287	Ft <sub>pos</sub> = 12910N (6bar)	Ft <sub>neg</sub> = 12000N(0bar)	16.9 kg

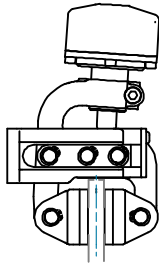


**Coppia Frenante Md**

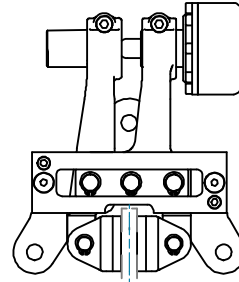
La coppia frenante iniziale può essere dal 30% al 50% in meno rispetto al valore nominale, fino al completo assestamento del ferodo sulla superficie del disco.

**Braking Torque Md**

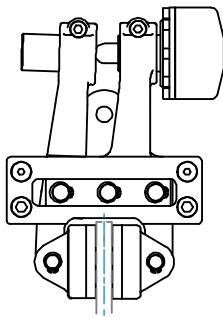
The initial braking torque can be from 30% up to 50% less than nominal torque, until the friction pad works correctly on the disc surface.



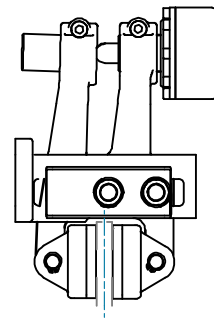
**POD ...**  
Pag. 72



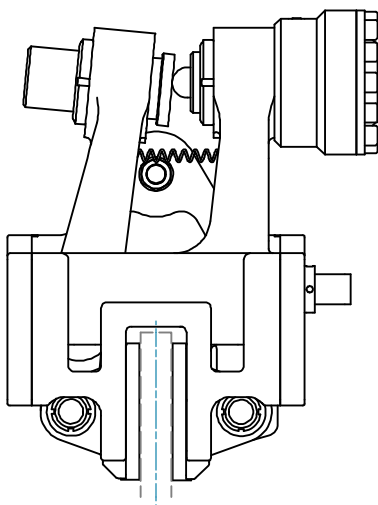
**POF ...**  
Pag. 72



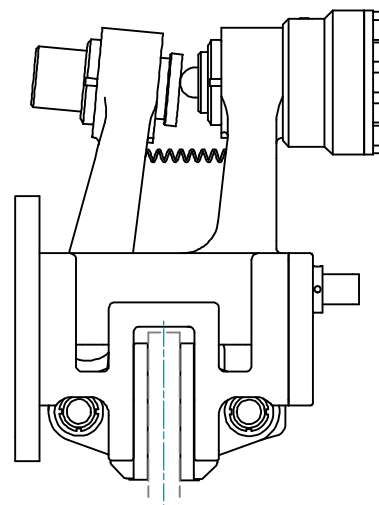
**POH ...**  
Pag. 73



**POHP ...**  
Pag. 73



**POT ...**  
Pag. 74

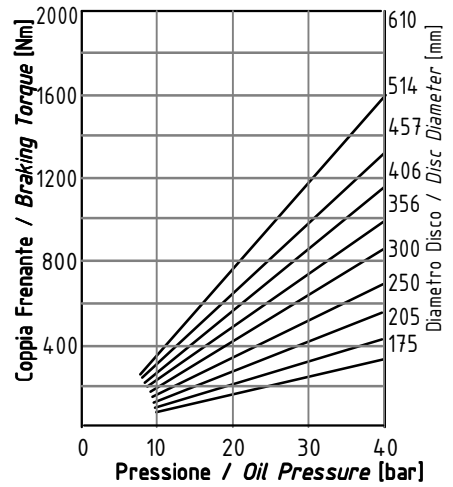
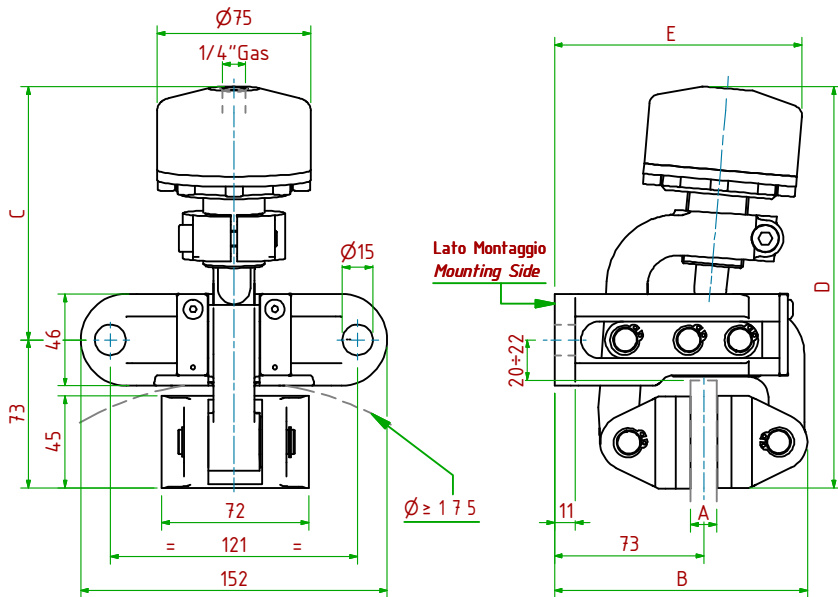


**POTP ...**  
Pag. 75




**POD011/**

**Oleodinamico / Hydraulically Applied**



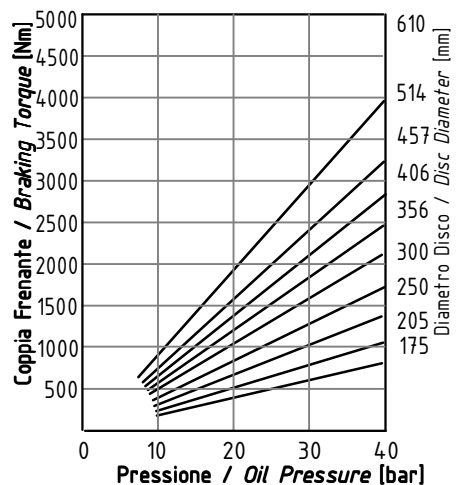
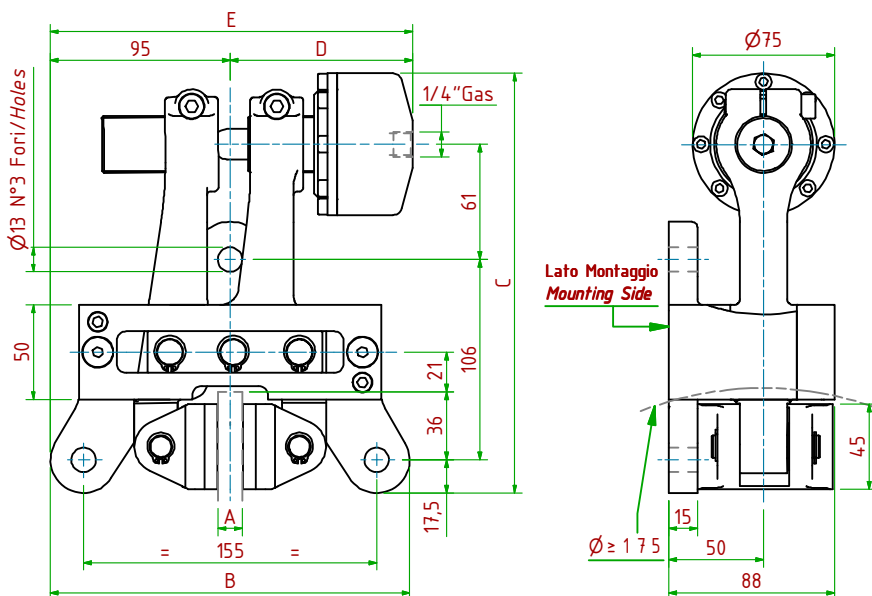
- Pressione di Lavoro/Operating Pressure: **Pl=50bar** - Volume Max Cilindro/Max Cylinder Volume: **27cm<sup>3</sup>**
- Coppia Frenante/Braking Torque  **$Md=[Ft \times (\phi(m)/2 - 0.029(m))]$**
- Importante:** La Coppia Frenante Iniziale può essere più bassa del 30%-50% **Warning:** Initial Braking Torque can be lower of 30%-50%
- Usura Ferodi Massima Totale/Maximum total wear of pads =9mm

MODELLO/ MODEL	CODICE/ CODE	A	B	C	D <sub>Max</sub>	E <sub>Max</sub>	Forza Frenante/Braking Force	Peso
POD011/12.7	19.26.011.03	12.7	124	127	200	125	Ft= 5800N (40bar)	4.5 kg
POD011/25.4	19.26.011.04	25.4	130	127	200	127	Ft= 5800N (40bar)	4.7 kg




**POF021/**

**Oleodinamico / Hydraulically Applied**



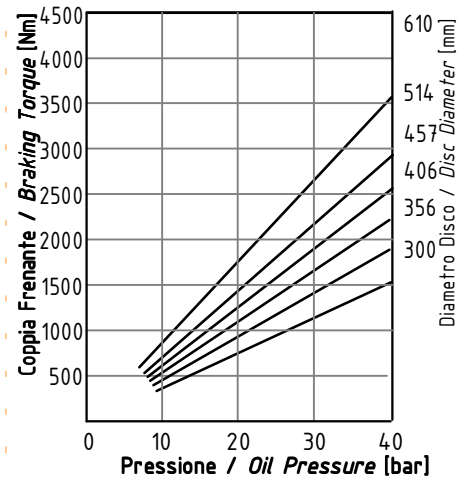
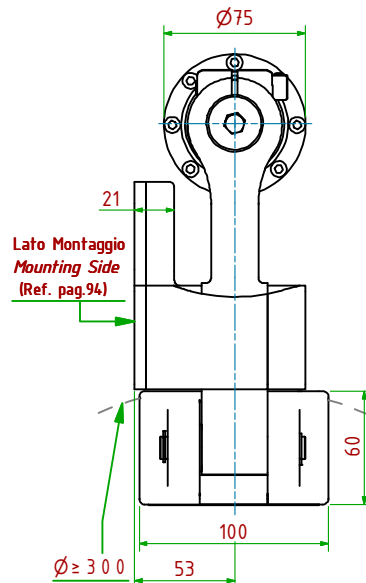
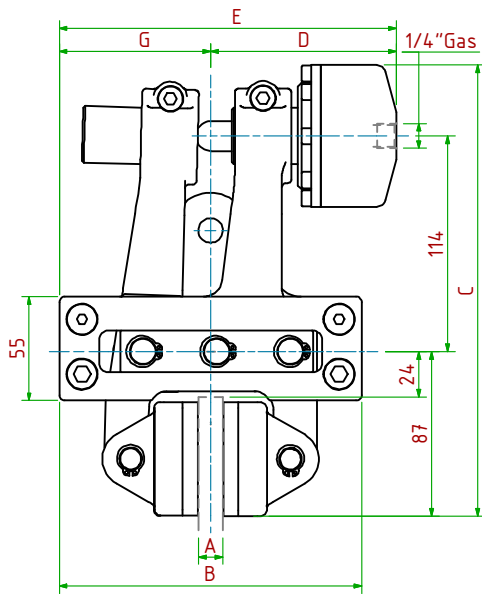
- Pressione di Lavoro/Operating Pressure: **Pl=50bar** - Volume Max Cilindro/Max Cylinder Volume: **27cm<sup>3</sup>**
- Coppia Frenante/Braking Torque  **$Md=[Ft \times (\phi(m)/2 - 0.029(m))]$**
- Importante:** La Coppia Frenante Iniziale può essere più bassa del 30%-50% **Warning:** Initial Braking Torque can be lower of 30%-50%
- Usura Ferodi Massima Totale/Maximum total wear of pads =9mm

MODELLO/ MODEL	CODICE/ CODE	A	B	C	D <sub>Max</sub>	E <sub>Max</sub>	Forza Frenante/Braking Force	Peso
POF021/12.7	19.26.021.03	12.7	190	222	97	192	Ft= 14150N (40bar)	8.2 kg
POF021/25.4	19.26.021.04	25.4	190	222	99	194	Ft= 14150N (40bar)	8.4 kg




**POH031/**

**Oleodinamico / Hydraulically Applied**



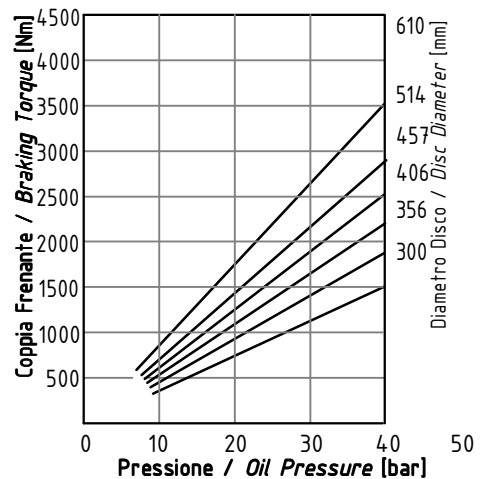
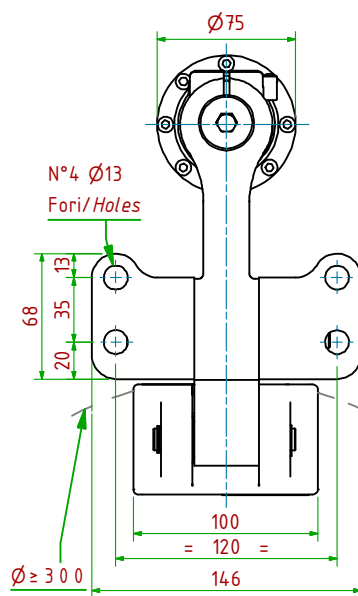
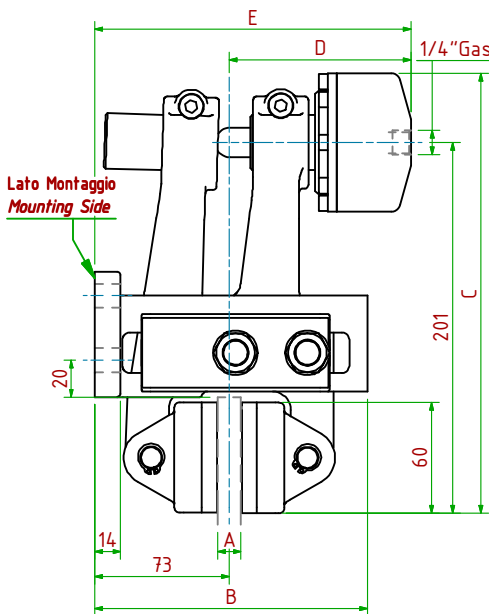
- Pressione di Lavoro/Operating Pressure: **Pl=50bar** - Volume Max Cilindro/Max Cylinder Volume: **27cm<sup>3</sup>**
- Coppia Frenante/Braking Torque: **Md=[Ft x (ø(m)/2 - 0.033(m))]**
- Importante:** La Coppia Frenante Iniziale può essere più bassa del 30%-50% **Warning:** Initial Braking Torque can be lower of 30%-50%
- Usura Ferodi Massima Totale/Maximum total wear of pads =9mm

MODELLO/MODEL	CODICE/ CODE	A	B	C	D <sub>Max</sub>	E <sub>Max</sub>	G	Forza Frenante/Braking Force	Peso
POH031/12.7	19.26.031.03	12.7	160	239	98	178	80	Ft= 13000N (40bar)	10.2kg
POH031/25.4	19.26.031.04	25.4	180	239	101	191	90	Ft= 13000N (40bar)	10.6kg




**POHP310/**

**Oleodinamico / Hydraulically Applied**



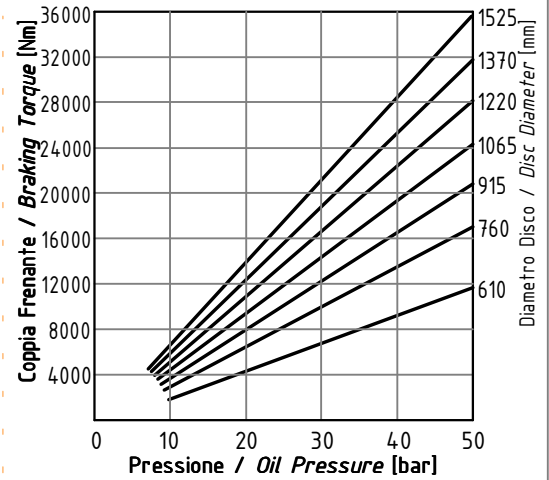
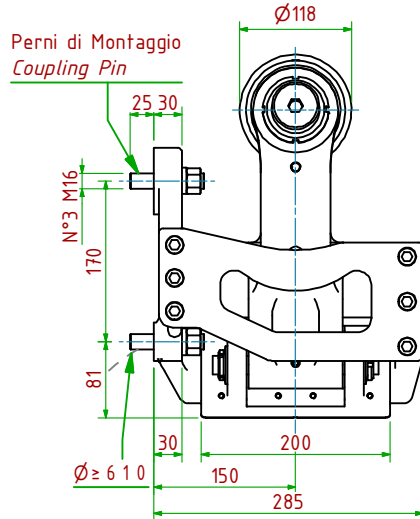
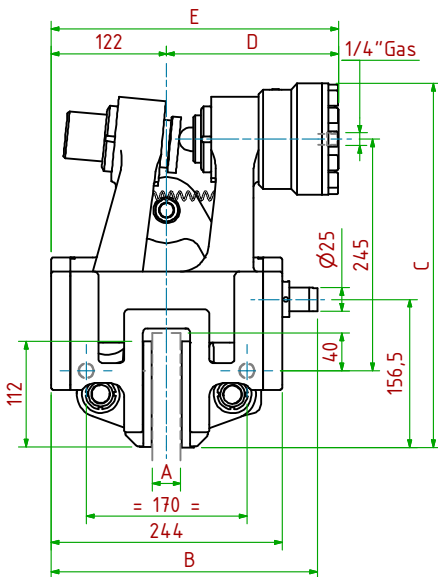
- Pressione di Lavoro/Operating Pressure: **Pl=50bar** - Volume Max Cilindro/Max Cylinder Volume: **27cm<sup>3</sup>**
- Coppia Frenante/Braking Torque: **Md=[Ft x (ø(m)/2 - 0.033(m))]**
- Importante:** La Coppia Frenante Iniziale può essere più bassa del 30%-50% **Warning:** Initial Braking Torque can be lower of 30%-50%
- Usura Ferodi Massima Totale/Maximum total wear of pads =9mm

MODELLO/MODEL	CODICE/ CODE	A	B	C	D <sub>Max</sub>	E <sub>Max</sub>	Forza Frenante/Braking Force	Peso
POHP310/12.7	19.26.310.03	12.7	148	239	98	171	Ft= 13000N (40bar)	8.7 kg
POHP310/25.4	19.26.310.04	25.4	148	239	105	178	Ft= 13000N (40bar)	8.9 kg




## POT064/

## Oleodinamico / Hydraulically Applied



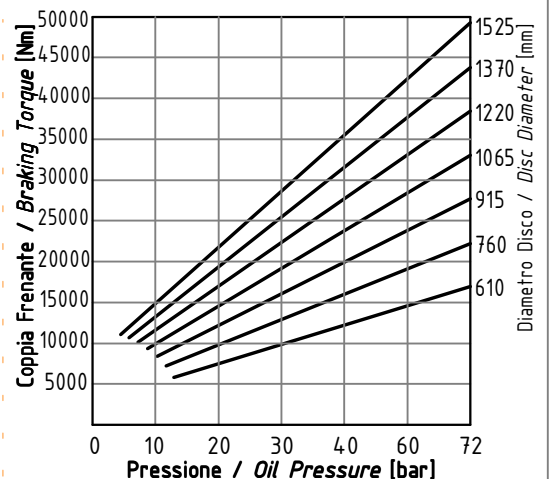
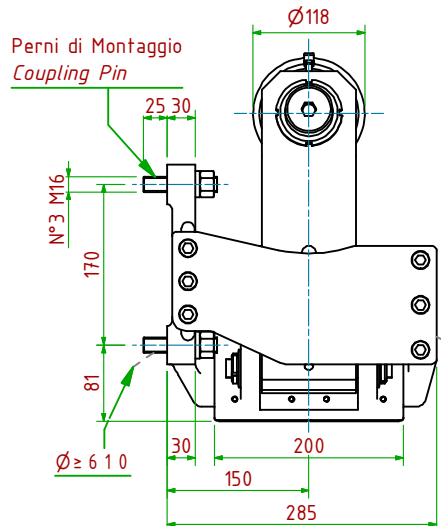
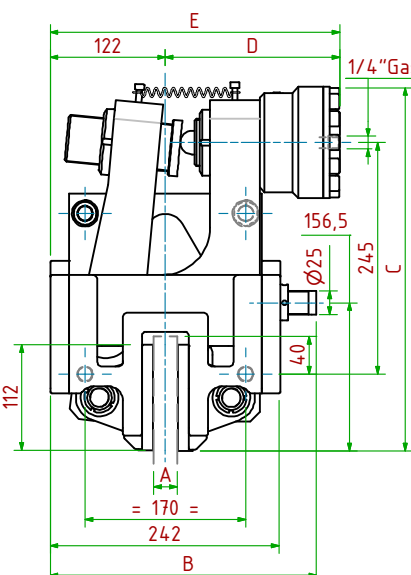
- Pressione di Lavoro/Operating Pressure: **Pl=50bar** - Volume Max Cilindro/Max Cylinder Volume: **110cm<sup>3</sup>**
- Coppia Frenante/Braking Torque: **Md=[Ft x (ø(m)/2 - 0.065(m))]**  
**Importante:** La Coppia Frenante Iniziale può essere più bassa del 30%-50% **Warning:** Initial Braking Torque can be lower of 30%-50%
- Usura Ferodi Massima Totale/Maximum total wear of pads =12mm

MODELLO/MODEL	CODICE/ CODE	A	B	C	D <sub>Max</sub>	E <sub>Max</sub>	Forza Frenante/Braking Force	Peso
POT064/25.4	19.26.064.04	25.4	282	385	183	305	Ft= 48800N (50bar)	59.6kg
POT064/ 30	19.26.064.05	30	282	385	183	305	Ft= 48800N (50bar)	59.6kg
POT064/ 40	19.26.064.06	40	287	385	188	310	Ft= 48800N (50bar)	59.6kg




## POT070/

## Oleodinamico / Hydraulically Applied



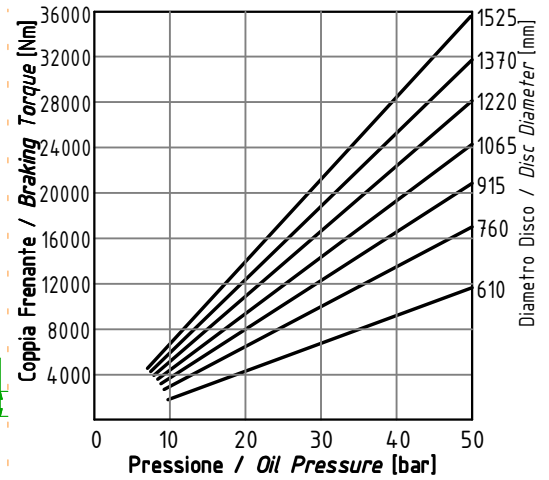
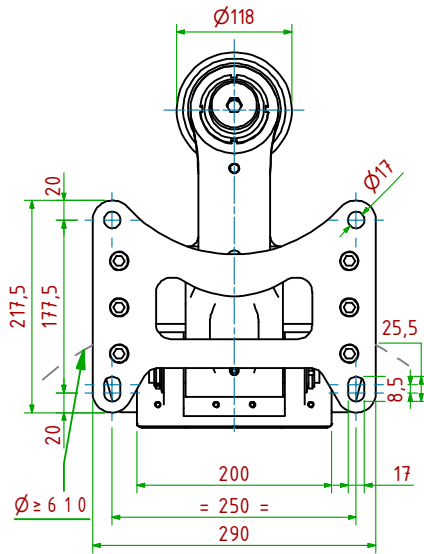
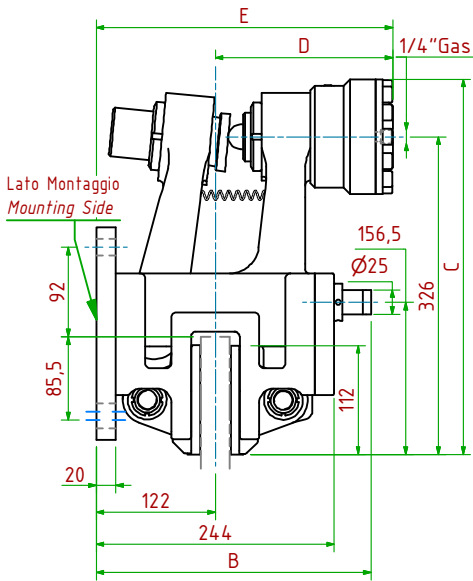
- Pressione di Lavoro/Operating Pressure: **Pl=72bar** - Volume Max Cilindro/Max Cylinder Volume: **110cm<sup>3</sup>**
- Coppia Frenante/Braking Torque: **Md=[Ft x (ø(m)/2 - 0.065(m))]**  
**Importante:** La Coppia Frenante Iniziale può essere più bassa del 30%-50% **Warning:** Initial Braking Torque can be lower of 30%-50%
- Usura Ferodi Massima Totale/Maximum total wear of pads =12mm

MODELLO/ MODEL	CODICE/ CODE	A	B	C	D <sub>Max</sub>	E <sub>Max</sub>	Forza Frenante/Braking Force	Peso
POT070/25.4	19.26.070.04	25.4	282	385	183	305	Ft= 70500N (72bar)	75.5kg
POT070/ 30	19.26.070.05	30	282	385	183	305	Ft= 70500N (72bar)	75.5kg
POT070/ 40	19.26.070.06	40	287	385	188	310	Ft= 70500N (72bar)	75.5kg




### POTP640/

### Oleodinamico / Hydraulically Applied



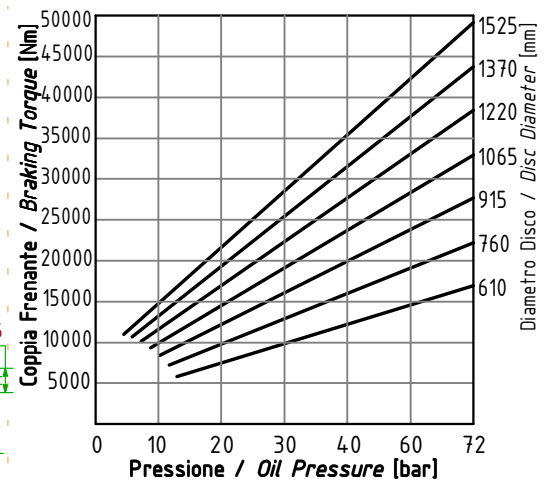
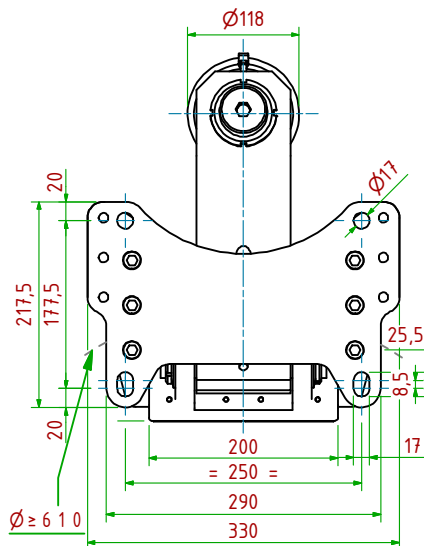
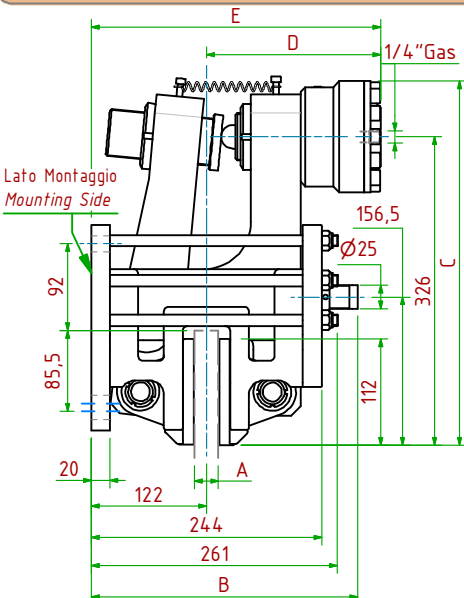
- Pressione di Lavoro/Operating Pressure: **Pl=50bar** - Volume Max Cilindro/Max Cylinder Volume: **110cm<sup>3</sup>**
- Coppia Frenante/Braking Torque: **Md=[Ft x (ø(m)/2 - 0.065(m))]**
- Importante:** La Coppia Frenante Iniziale può essere più bassa del 30%-50% **Warning:** Initial Braking Torque can be lower of 30%-50%
- Usura Ferodi Massima Totale/Maximum total wear of pads =12mm

MODELLO/MODEL	CODICE/ CODE	A	B	C	D <sub>Max</sub>	E <sub>Max</sub>	Forza Frenante/Braking Force	Peso
POTP640/25.4	19.26.640.04	25.4	282	385	183	305	Ft= 48800N (50bar)	58.0kg
POTP640/ 30	19.26.640.05	30	282	385	183	305	Ft= 48800N (50bar)	58.0kg
POTP640/ 40	19.26.640.06	40	287	385	188	310	Ft= 48000N (50bar)	58.0kg




### POTP700/

### Oleodinamico / Hydraulically Applied



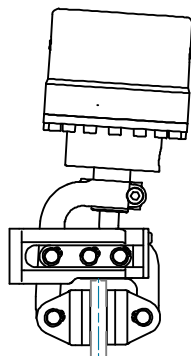
- Pressione di Lavoro/Operating Pressure: **Pl=72bar** - Volume Max Cilindro/Max Cylinder Volume: **110cm<sup>3</sup>**
- Coppia Frenante/Braking Torque: **Md=[Ft x (ø(m)/2 - 0.065(m))]**
- Importante:** La Coppia Frenante Iniziale può essere più bassa del 30%-50% **Warning:** Initial Braking Torque can be lower of 30%-50%
- Usura Ferodi Massima Totale/Maximum total wear of pads =12mm

MODELLO/ MODEL	CODICE/ CODE	A	B	C	D <sub>Max</sub>	E <sub>Max</sub>	Forza Frenante/Braking Force	Peso
POTP700/25.4	19.26.700.04	25.4	282	385	183	305	Ft= 70500N (72bar)	76.6kg
POTP700/ 30	19.26.700.05	30	282	385	183	305	Ft= 70500N (72bar)	76.6kg
POTP700/ 40	19.26.700.06	40	287	385	188	310	Ft= 70500N (72bar)	76.6kg

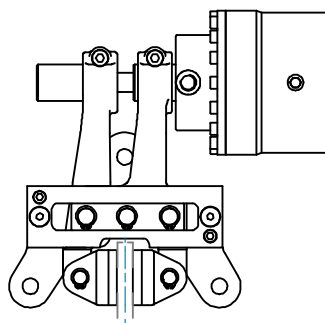




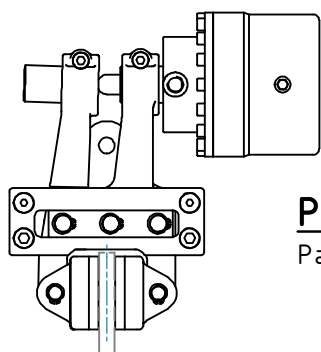




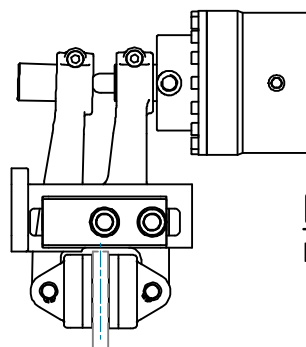
**POD-N ...**  
Pag. 78



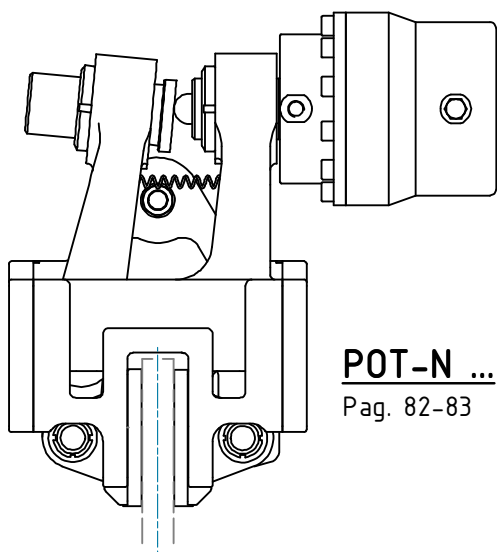
**POF-N ...**  
Pag. 79



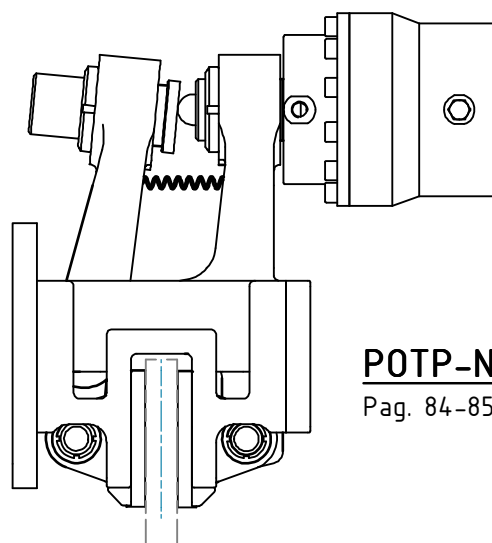
**POH-N ...**  
Pag. 80



**POHP-N ...**  
Pag. 81




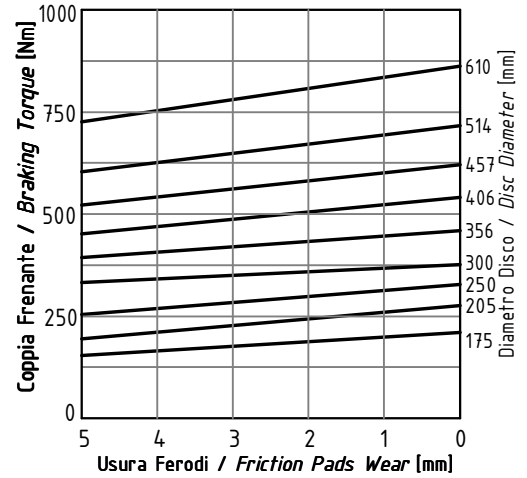
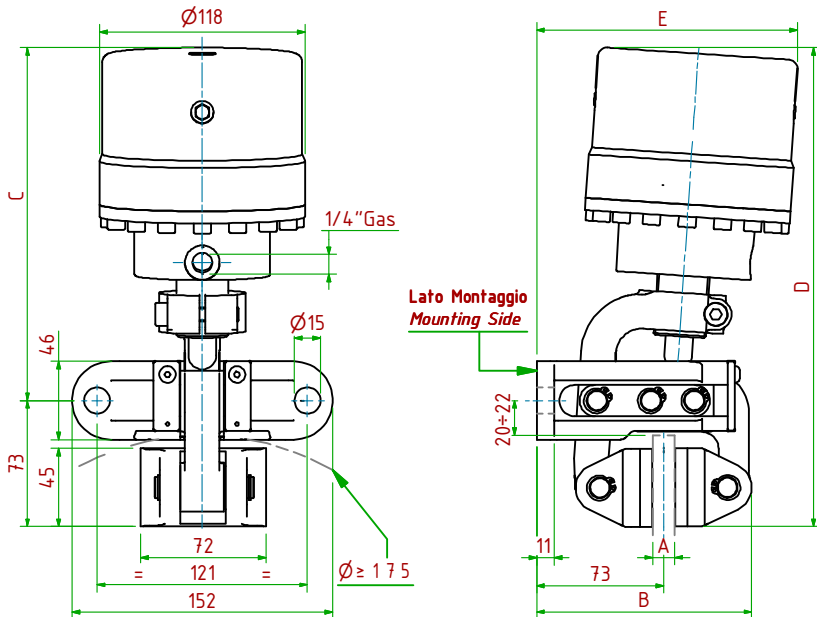
**POT-N ...**  
Pag. 82-83



**POTP-N ...**  
Pag. 84-85

**POD-N013/**

**Oleodinamico Negativo / Hydraulically Released**


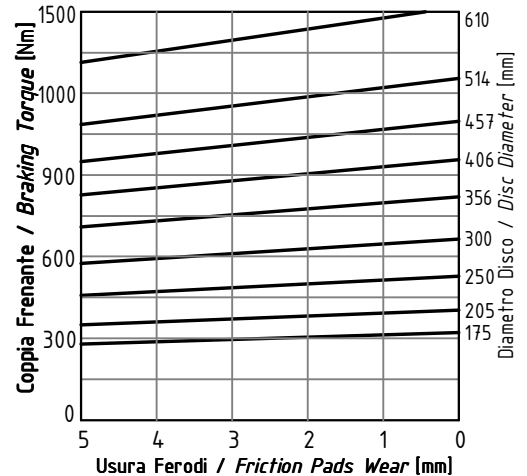
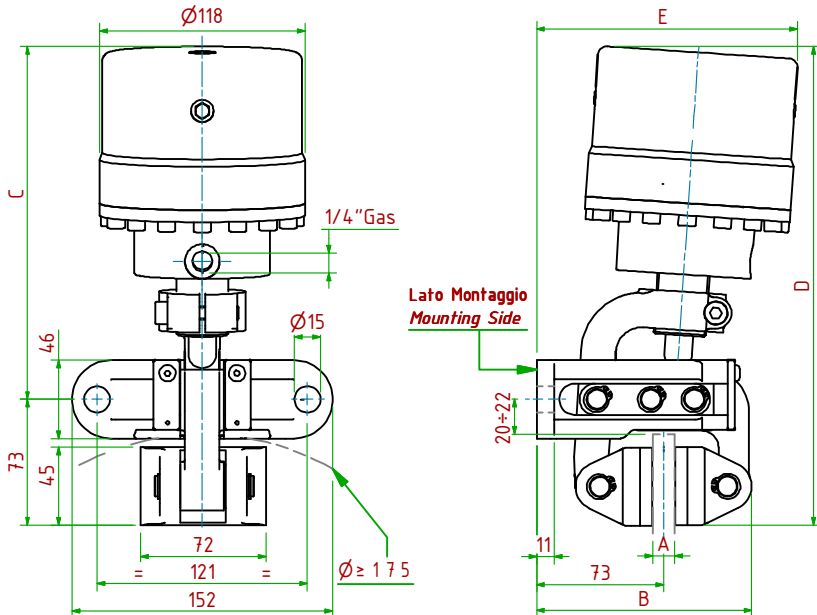


- Pressione di Apertura/Release Pressure: **Pa=30bar** - Volume Max Cilindro/Max Cylinder Volume: **32cm<sup>3</sup>**
- Coppia Frenante/Braking Torque: **Md=[Ft x (ø(m)/2 - 0.029(m))]**
- Importante:** La Coppia Frenante Iniziale può essere più bassa del 30%-50% **Warning:** Initial Braking Torque can be lower of 30%-50%
- Usura Ferodi Max totale/Max total wear of pads=9mm

MODELLO / MODEL	CODICE / CODE	A	B	C	D <sub>Max</sub>	E <sub>Max</sub>	Forza Frenante/Braking Force	Peso
POD-N013/12,7	19.46.013.03	12.7	124	207	280	150	Ft= 3100N (0bar)	8.0 kg
POD-N013/25,4	19.46.013.04	25.4	130	207	280	152	Ft= 3100N (0bar)	8.1 kg

**POD-N014/**

**Oleodinamico Negativo / Hydraulically Released**


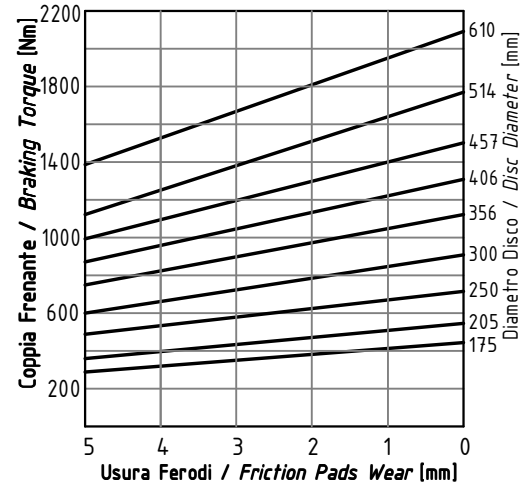
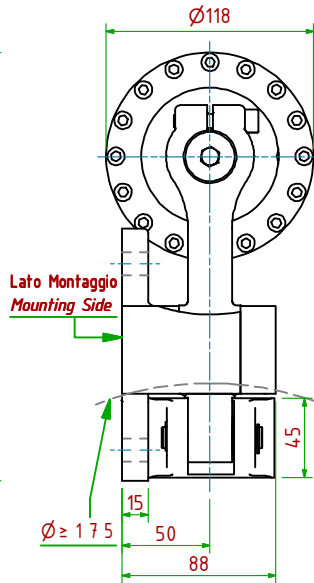
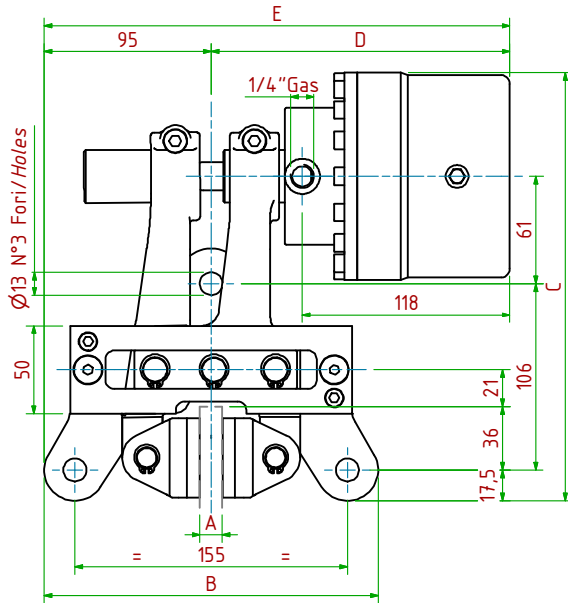


- Pressione di Apertura/Release Pressure: **Pa=50bar** - Volume Max Cilindro/Max Cylinder Volume: **32cm<sup>3</sup>**
- Coppia Frenante/Braking Torque: **Md=[Ft x (ø(m)/2 - 0.029(m))]**
- Importante:** La Coppia Frenante Iniziale può essere più bassa del 30%-50% **Warning:** Initial Braking Torque can be lower of 30%-50%
- Usura Ferodi Max totale/Max total wear of pads=9mm

MODELLO / MODEL	CODICE / CODE	A	B	C	D <sub>Max</sub>	E <sub>Max</sub>	Forza Frenante/Braking Force	Peso
POD-N014/12,7	19.46.014.03	12.7	124	207	280	150	Ft= 5500N (0bar)	8.2 kg
POD-N014/25,4	19.46.014.04	25.4	130	207	280	152	Ft= 5500N (0bar)	8.3 kg

**POF-N023/**

**Oleodinamico Negativo / Hydraulically Released**


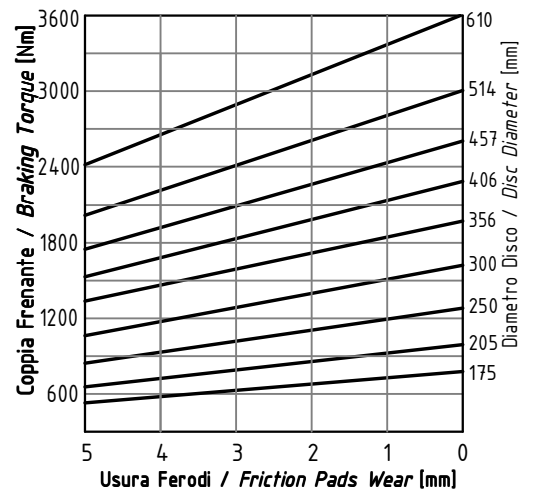
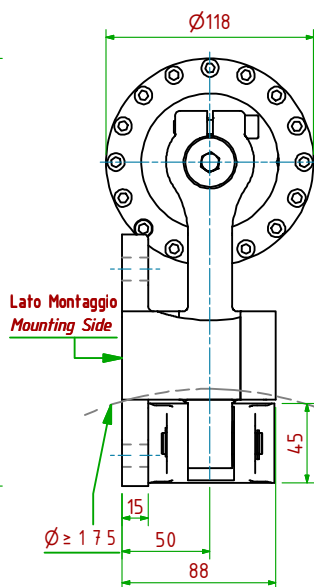
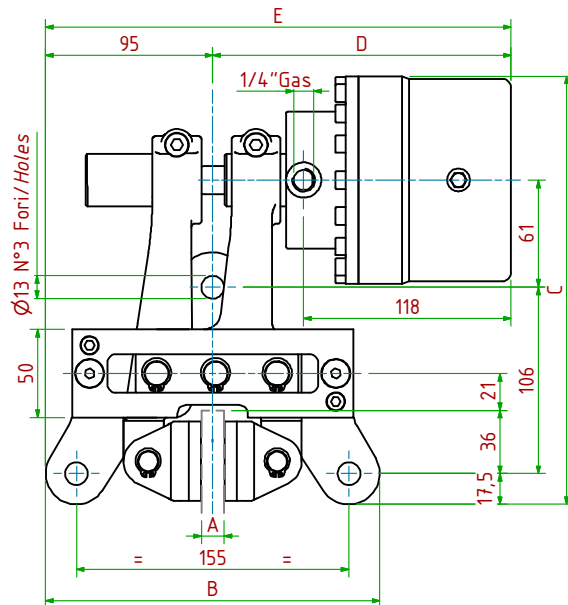


- Pressione di Apertura/Release Pressure: **Pa=30bar** - Volume Max Cilindro/Max Cylinder Volume: **32cm<sup>3</sup>**
- Coppia Frenante/Braking Torque: **Md=[Ft x (Ø(m)/2 - 0.029(m))]**  
**Importante:** La Coppia Frenante Iniziale può essere più bassa del 30%-50% **Warning:** Initial Braking Torque can be lower of 30%-50%
- Usura Ferodi Max totale/Max total wear of pads=9mm

MODELLO/MODEL	CODICE/CODE	A	B	C	D <sub>Max</sub>	E <sub>Max</sub>	Forza Frenante/Braking Force	Peso
POF-N023/12.7	19.46.023.03	12.7	190	24.4	170	265	Ft= 7500N (0bar)	11.8 kg
POF-N023/25.4	19.46.023.04	25.4	190	24.4	175	270	Ft= 7500N (0bar)	12.0kg

**POF-N024/**

**Oleodinamico Negativo / Hydraulically Released**


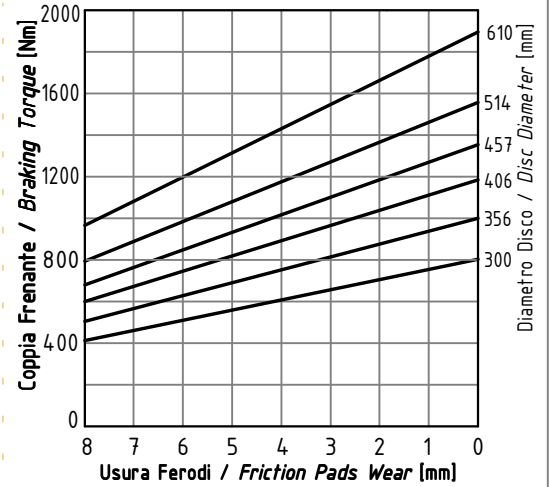
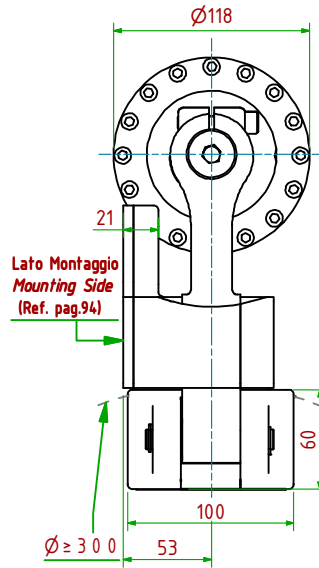
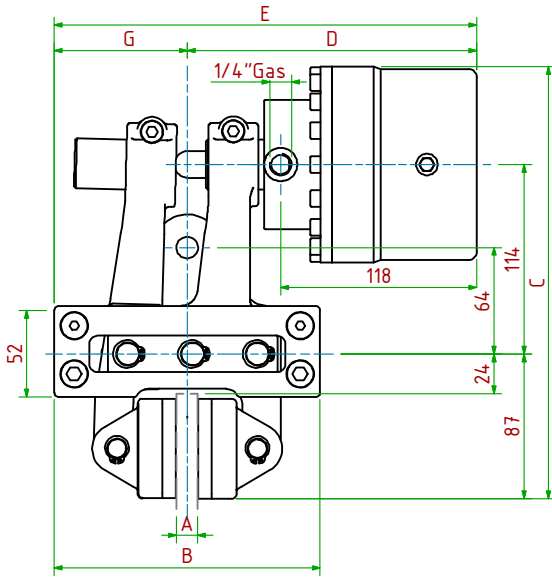


- Pressione di Apertura/Release Pressure: **Pa=50bar** - Volume Max Cilindro/Max Cylinder Volume: **32cm<sup>3</sup>**
- Coppia Frenante/Braking Torque: **Md=[Ft x (Ø(m)/2 - 0.029(m))]**  
**Importante:** La Coppia Frenante Iniziale può essere più bassa del 30%-50% **Warning:** Initial Braking Torque can be lower of 30%-50%
- Usura Ferodi Max totale/Max total wear of pads=9mm

MODELLO/MODEL	CODICE/CODE	A	B	C	D <sub>Max</sub>	E <sub>Max</sub>	Forza Frenante/Braking Force	Peso
POF-N024/12.7	19.46.024.03	12.7	190	24.4	170	265	Ft= 13170N (0bar)	12.1 kg
POF-N024/25.4	19.46.024.04	25.4	190	24.4	175	270	Ft= 13170N (0bar)	12.3kg

**POH-N033/**

**Oleodinamico Negativo / Hydraulically Released**


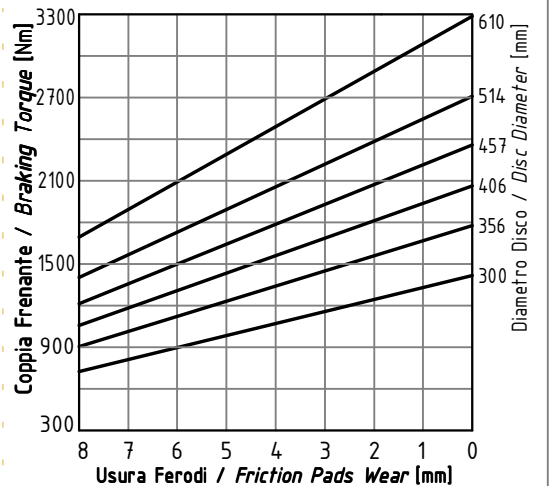
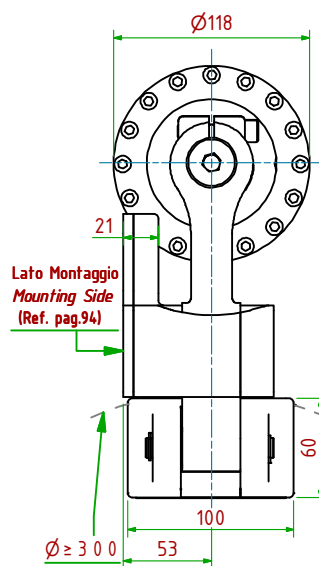
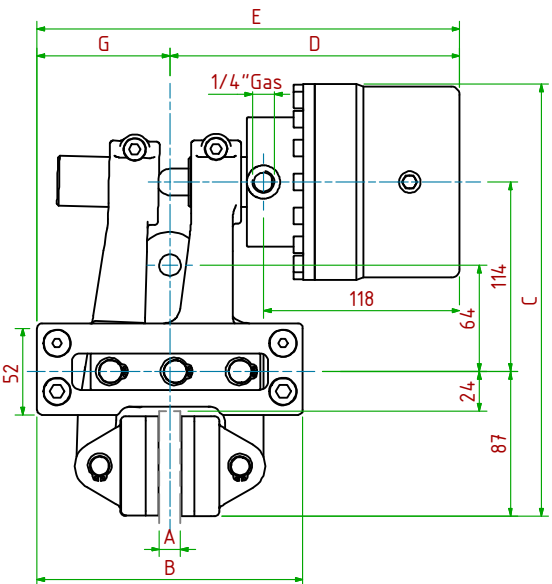


- Pressione di Apertura/Release Pressure: **Pa=30bar** - Volume Max Cilindro/Max Cylinder Volume: **32 cm<sup>3</sup>**
- Coppia Frenante/Braking Torque: **Md=[Ft x (ø(m)/2 - 0.033(m))]**
- Importante:** La Coppia Frenante Iniziale può essere più bassa del 30%-50% **Warning:** Initial Braking Torque can be lower of 30%-50%
- Usura Ferodi Massima Totale/Maximum total wear of pads =9mm

MODELLO / MODEL	CODICE / CODE	A	B	C	D <sub>Max</sub>	E <sub>Max</sub>	G	Forza Frenante/Braking Force	Peso
POH-N033/12.7	19.46.033.03	12.7	160	260	174	254	80	Ft= 6900N (0bar)	13.6kg
POH-N033/25.4	19.46.033.04	25.4	180	260	179	269	90	Ft= 6900N (0bar)	14.0kg

**POH-N034/**

**Oleodinamico Negativo / Hydraulically Released**

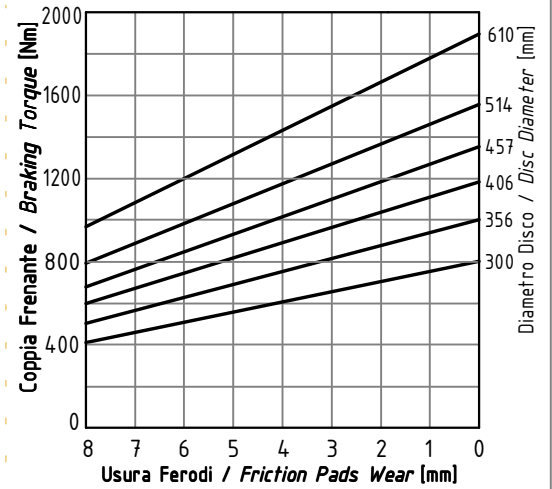
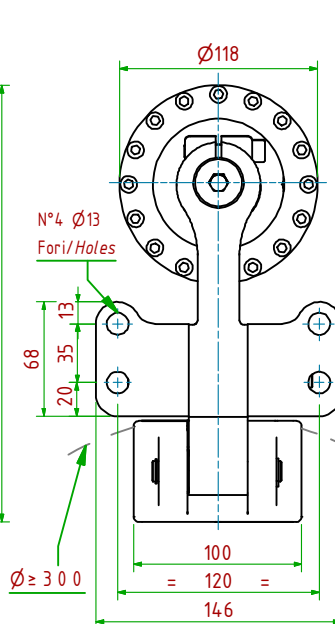
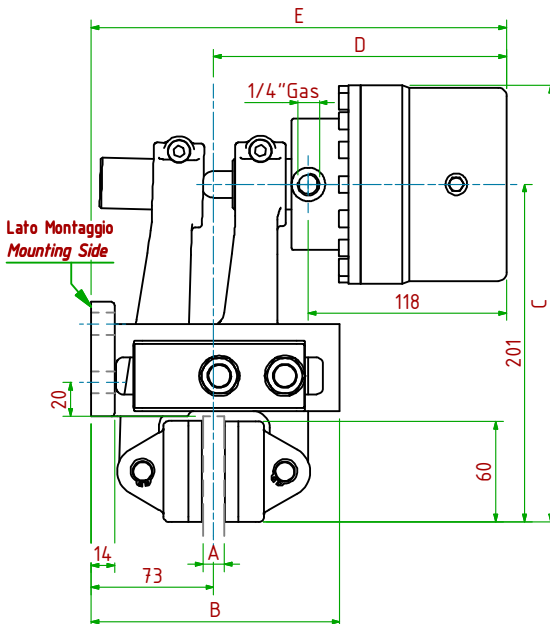


- Pressione di Apertura/Release Pressure: **Pa=50bar** - Volume Max Cilindro/Max Cylinder Volume: **32 cm<sup>3</sup>**
- Coppia Frenante/Braking Torque: **Md=[Ft x (ø(m)/2 - 0.033(m))]**
- Importante:** La Coppia Frenante Iniziale può essere più bassa del 30%-50% **Warning:** Initial Braking Torque can be lower of 30%-50%
- Usura Ferodi Massima Totale/Maximum total wear of pads =9mm

MODELLO / MODEL	CODICE / CODE	A	B	C	D <sub>Max</sub>	E <sub>Max</sub>	G	Forza Frenante/Braking Force	Peso
POH-N034/12.7	19.46.034.03	12.7	160	260	174	254	80	Ft= 12100N (0bar)	13.9kg
POH-N034/25.4	19.46.034.04	25.4	180	260	179	269	90	Ft= 12100N (0bar)	14.3kg


**POHP-N330/**

**Oleodinamico Negativo / Hydraulically Released**



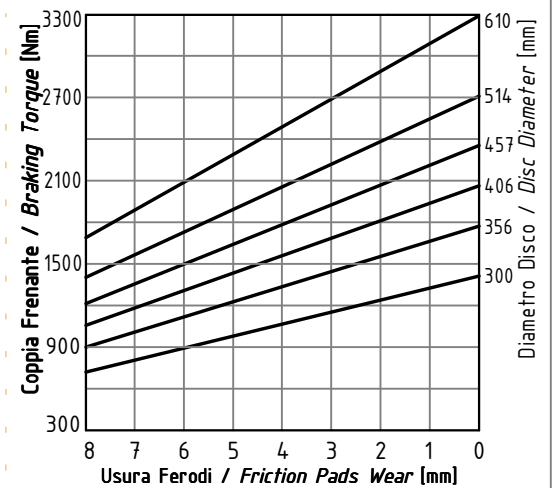
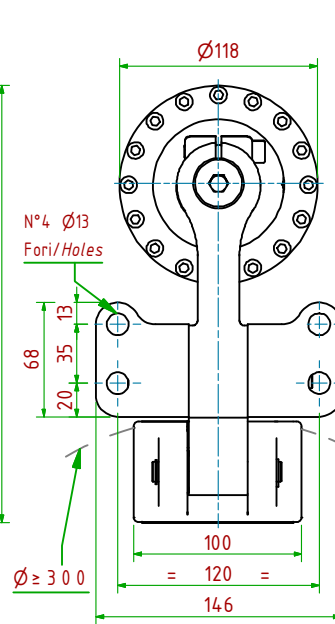
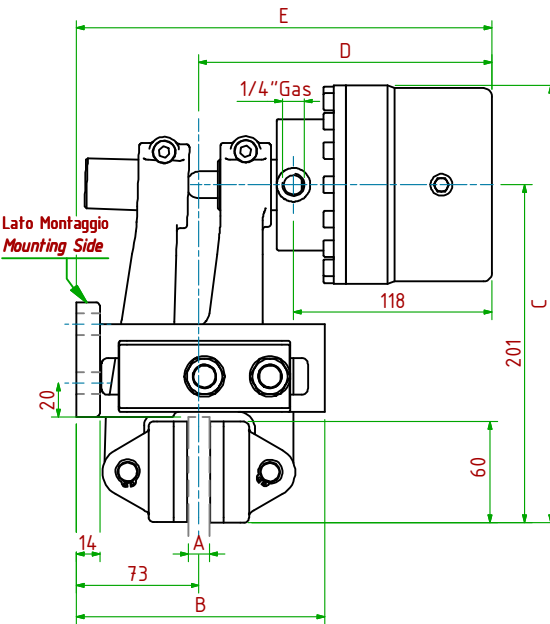
- Pressione di Apertura/Release Pressure: **Pa=30bar** - Volume Max Cilindro/Max Cylinder Volume: **32cm<sup>3</sup>**
- Coppia Frenante/Braking Torque: **Md=[Ft x (ø(m)/2 - 0.033(m))]**
- Importante:** La Coppia Frenante Iniziale può essere più bassa del 30%-50% **Warning:** Initial Braking Torque can be lower of 30%-50%
- Usura Ferodi Massima Totale/Maximum total wear of pads =9mm

MODELLO/MODEL	CODICE/ CODE	A	B	C	D <sub>Max</sub>	E <sub>Max</sub>	Forza Frenante/Braking Force	Peso
POHP-N330/12.7	19.46.330.03	12.7	148	260	174	247	Ft=6900N (0bar)	12.2kg
POHP-N330/25.4	19.46.330.04	25.4	148	260	180	253	Ft=6900N (0bar)	12.4kg




**POHP-N340/**

**Oleodinamico Negativo / Hydraulically Released**



- Pressione di Apertura/Release Pressure: **Pa=50bar** - Volume Max Cilindro/Max Cylinder Volume: **32cm<sup>3</sup>**
- Coppia Frenante/Braking Torque: **Md=[Ft x (ø(m)/2 - 0.033(m))]**
- Importante:** La Coppia Frenante Iniziale può essere più bassa del 30%-50% **Warning:** Initial Braking Torque can be lower of 30%-50%
- Usura Ferodi Massima Totale/Maximum total wear of pads =9mm

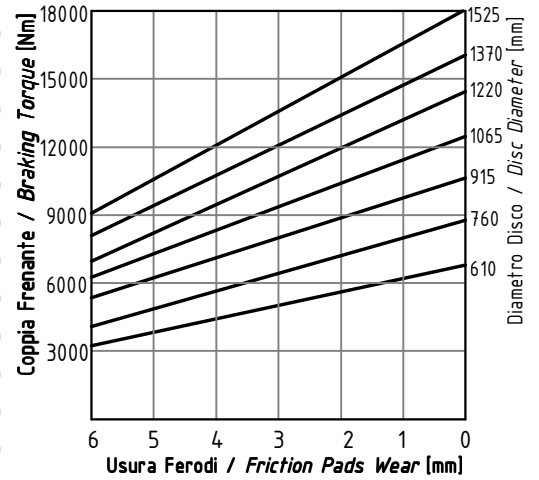
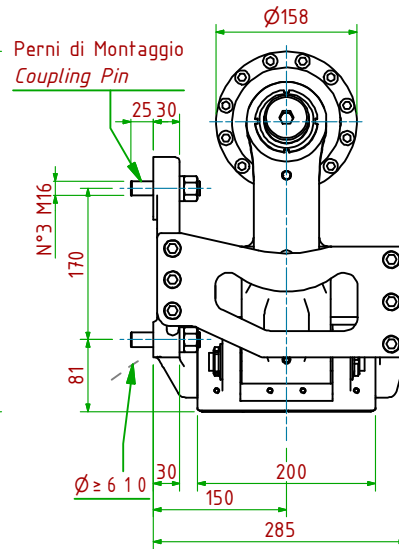
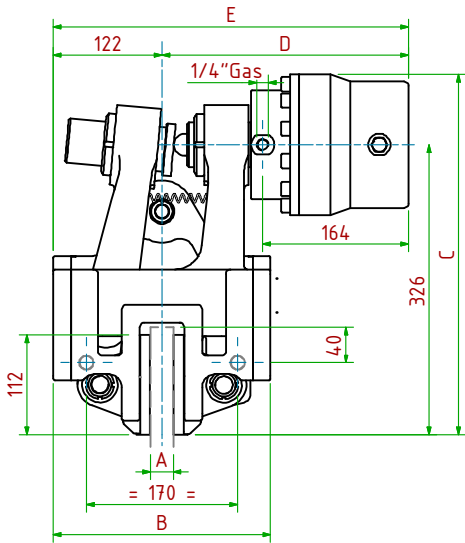
MODELLO/MODEL	CODICE/ CODE	A	B	C	D <sub>Max</sub>	E <sub>Max</sub>	Forza Frenante/Braking Force	Peso
POHP-N340/12.7	19.46.340.03	12.7	148	260	174	247	Ft=12100N (0bar)	12.4kg
POHP-N340/25.4	19.46.340.04	25.4	148	260	180	253	Ft=12100N (0bar)	12.6kg






**POT-N064/**

**Oleodinamico Negativo / Hydraulically Released**



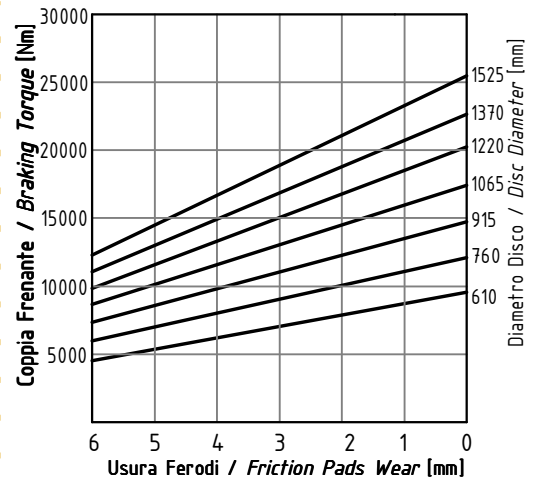
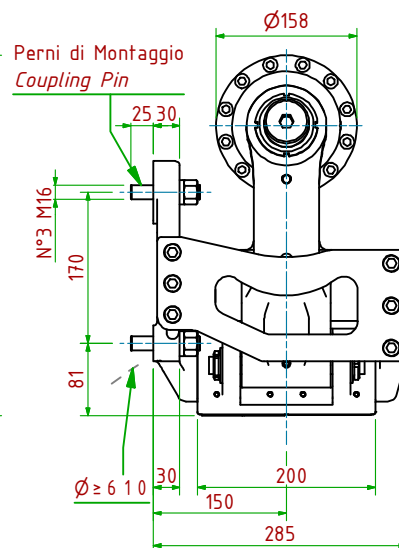
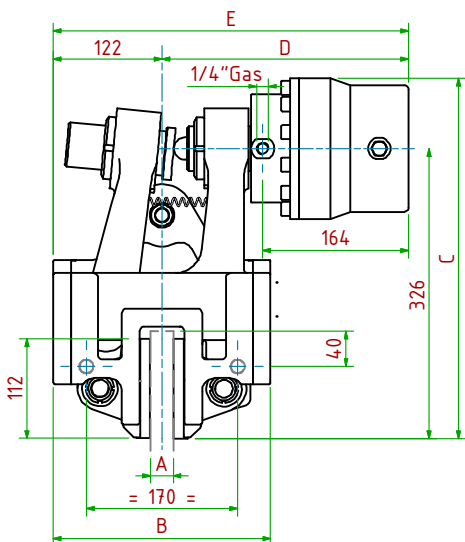
- Pressione di Apertura/Release Pressure: **Pa=26bar** - Volume Max Cilindro/Max Cylinder Volume: **150cm<sup>3</sup>**
- Coppia Frenante/Braking Torque: **Md=[Ft x (ø(m)/2 - 0.065(m))]**
- Importante:** La Coppia Frenante Iniziale può essere più bassa del 30%-50% **Warning:** Initial Braking Torque can be lower of 30%-50%
- Usura Ferodi Massima Totale/Maximum total wear of pads =12mm

MODELLO/ MODEL	CODICE/ CODE	A	B	C	D <sub>Max</sub>	E <sub>Max</sub>	Forza Frenante/Braking Force	Peso
POT-N064/25.4	19.46.064.04	25.4	244	405	278	400	Ft= 25000N (0bar)	65.0kg
POT-N064/ 30	19.46.064.05	30	244	405	278	400	Ft= 25000N (0bar)	65.0kg
POT-N064/ 40	19.46.064.06	40	244	405	283	405	Ft= 25000N (0bar)	65.0kg




**POT-N066/**

**Oleodinamico Negativo / Hydraulically Released**



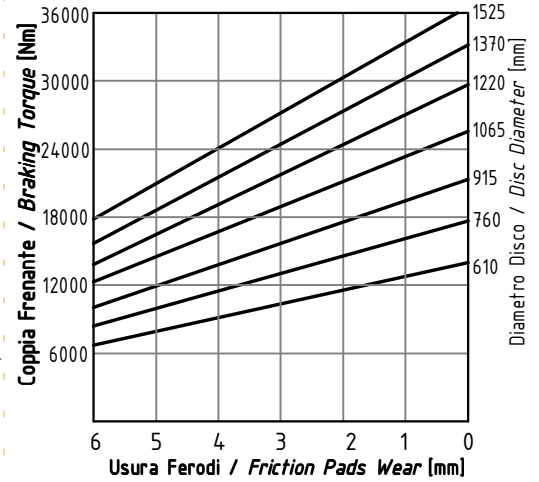
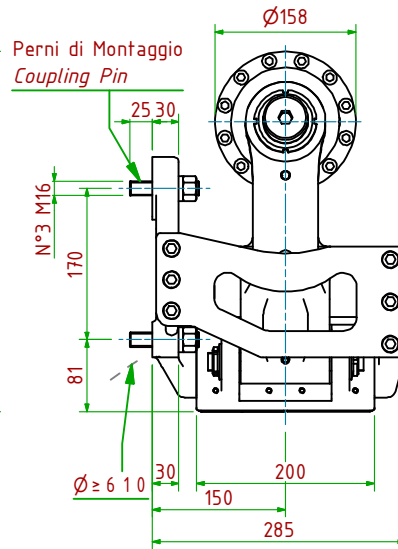
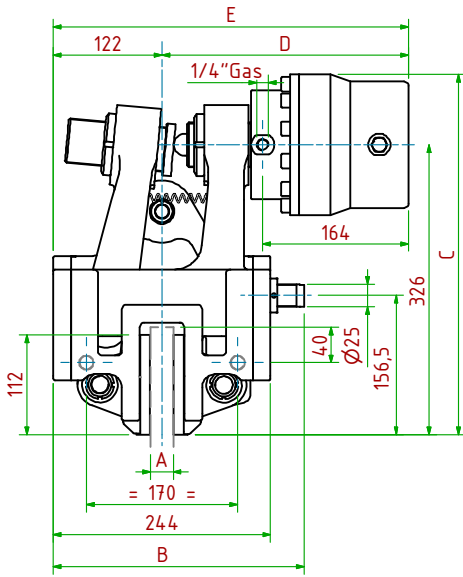
- Pressione di Apertura/Release Pressure: **Pa=35bar** - Volume Max Cilindro/Max Cylinder Volume: **150cm<sup>3</sup>**
- Coppia Frenante/Braking Torque: **Md=[Ft x (ø(m)/2 - 0.065(m))]**
- Importante:** La Coppia Frenante Iniziale può essere più bassa del 30%-50% **Warning:** Initial Braking Torque can be lower of 30%-50%
- Usura Ferodi Massima Totale/Maximum total wear of pads =12mm

MODELLO/ MODEL	CODICE/ CODE	A	B	C	D <sub>Max</sub>	E <sub>Max</sub>	Forza Frenante/Braking Force	Peso
POT-N066/25.4	19.46.066.04	25.4	244	405	278	400	Ft= 35000N (0bar)	65.3kg
POT-N066/ 30	19.46.066.05	30	244	405	278	400	Ft= 35000N (0bar)	65.3kg
POT-N066/ 40	19.46.066.06	40	244	405	278	405	Ft= 35000N (0bar)	65.3kg




**POT-N068/**

**Oleodinamico Negativo / Hydraulically Released**



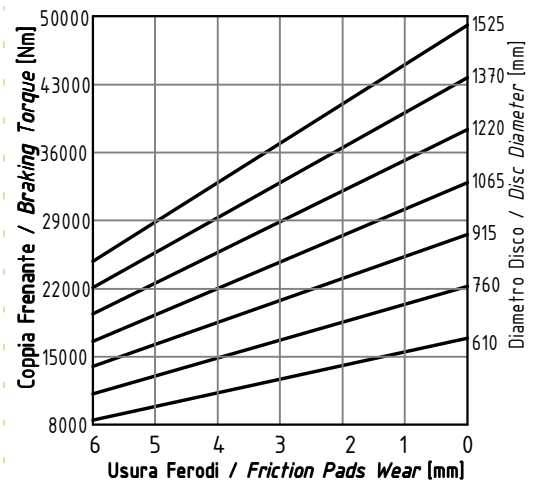
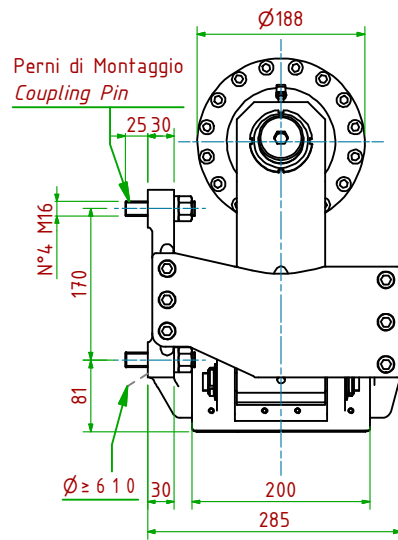
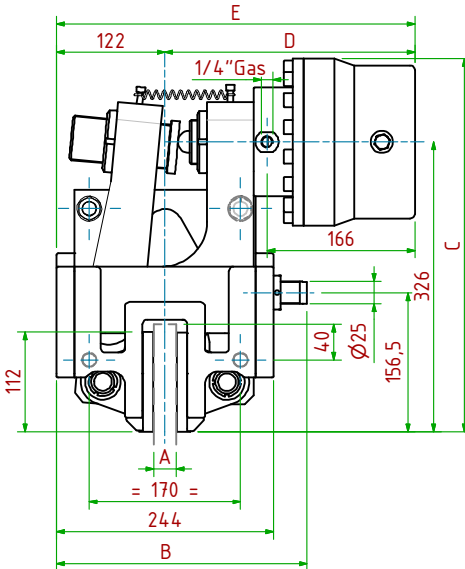
- Pressione di Apertura/Release Pressure: **Pa=50 bar** - Volume Max Cilindro/Max Cylinder Volume: **150cm<sup>3</sup>**
- Coppia Frenante/Braking Torque: **Md=[Ft x (ø(m)/2 - 0.065(m))]**
- Importante:** La Coppia Frenante Iniziale può essere più bassa del 30%-50% **Warning:** Initial Braking Torque can be lower of 30%-50%
- Usura Ferodi Massima Totale/Maximum total wear of pads =12mm

MODELLO/MODEL	CODICE/ CODE	A	B	C	D <sub>Max</sub>	E <sub>Max</sub>	Forza Frenante/Braking Force	Peso
POT-N068/25.4	19.46.068.04	25.4	282	405	278	400	Ft= 51000N (0bar)	65.6kg
POT-N068/ 30	19.46.068.05	30	282	405	278	400	Ft= 51000N (0bar)	65.6kg
POT-N068/ 40	19.46.068.06	40	287	405	278	405	Ft= 51000N (0bar)	65.6kg




**POT-N070/**

**Oleodinamico Negativo / Hydraulically Released**




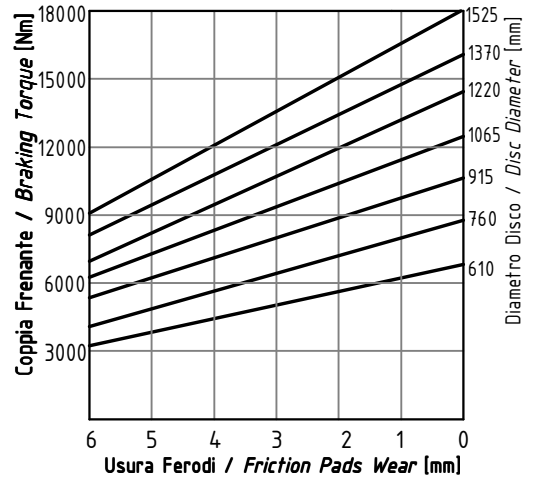
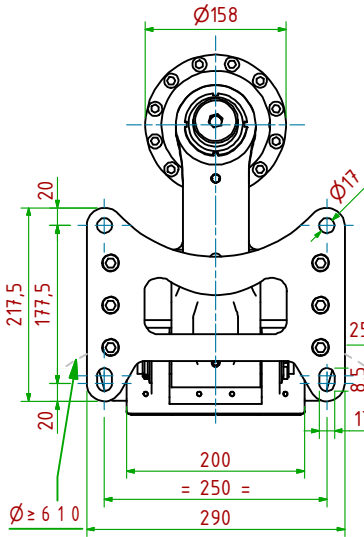
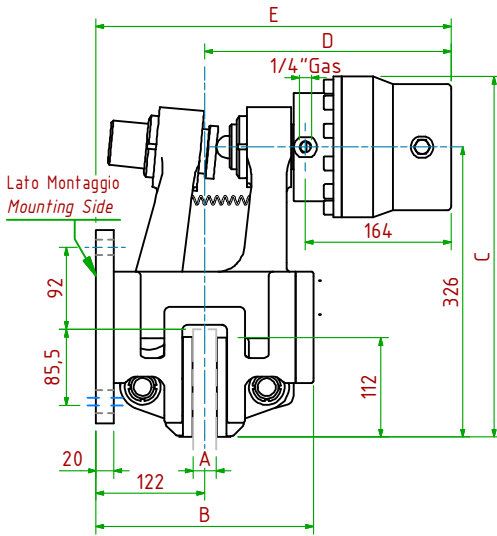
- Pressione di Apertura/Release Pressure: **Pa=65 bar** - Volume Max Cilindro/Max Cylinder Volume: **150cm<sup>3</sup>**
- Coppia Frenante/Braking Torque: **Md=[Ft x (ø(m)/2 - 0.065(m))]**
- Importante:** La Coppia Frenante Iniziale può essere più bassa del 30%-50% **Warning:** Initial Braking Torque can be lower of 30%-50%
- Usura Ferodi Massima Totale/Maximum total wear of pads =12mm

MODELLO/ MODEL	CODICE/ CODE	A	B	C	D <sub>Max</sub>	E <sub>Max</sub>	Forza Frenante/Braking Force	Peso
POT-N070/25.4	19.46.070.04	25.4	282	405	278	400	Ft= 70500N (0bar)	86.0kg
POT-N070/ 30	19.46.070.05	30	282	405	278	400	Ft= 70500N (0bar)	86.0kg
POT-N070/ 40	19.46.070.06	40	287	405	278	405	Ft= 70500N (0bar)	86.0kg



**POTP-N640/**

**Oleodinamico Negativo / Hydraulically Released**


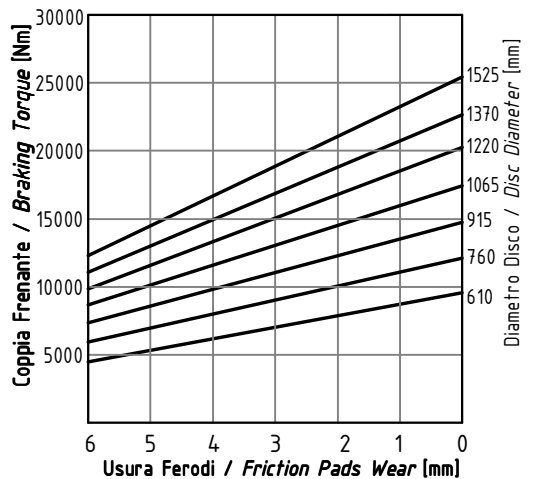
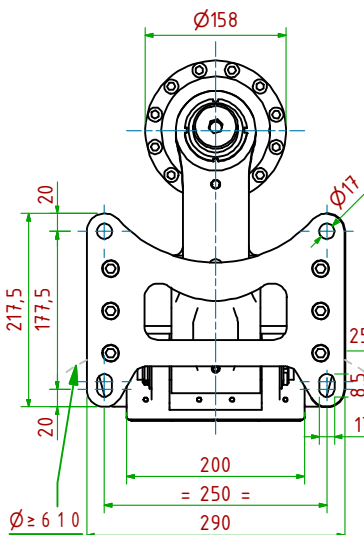
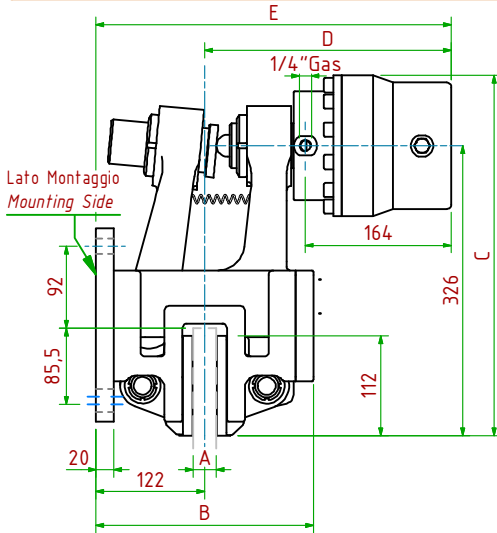


- Pressione di Apertura/Release Pressure: **Pa=26 bar** - Volume Max Cilindro/Max Cylinder Volume: **150cm<sup>3</sup>**
- Coppia Frenante/Braking Torque: **Md=[Ft x (ø(m)/2 - 0.065(m))]**
- Importante:** La Coppia Frenante Iniziale può essere più bassa del 30%-50% **Warning:** Initial Braking Torque can be lower of 30%-50%
- Usura Ferodi Massima Totale/Maximum total wear of pads =12mm

MODELLO/MODEL	CODICE/ CODE	A	B	C	D <sub>Max</sub>	E <sub>Max</sub>	Forza Frenante/Braking Force	Peso
POTP-N640/25.4	19.46.640.04	25.4	244	405	278	400	Ft= 25000N (0bar)	65.0kg
POTP-N640/ 30	19.46.640.05	30	244	405	278	400	Ft= 25000N (0bar)	65.0kg
POTP-N640/ 40	19.46.640.06	40	244	405	278	405	Ft= 25000N (0bar)	65.0kg

**POTP-N660/**

**Oleodinamico Negativo / Hydraulically Released**



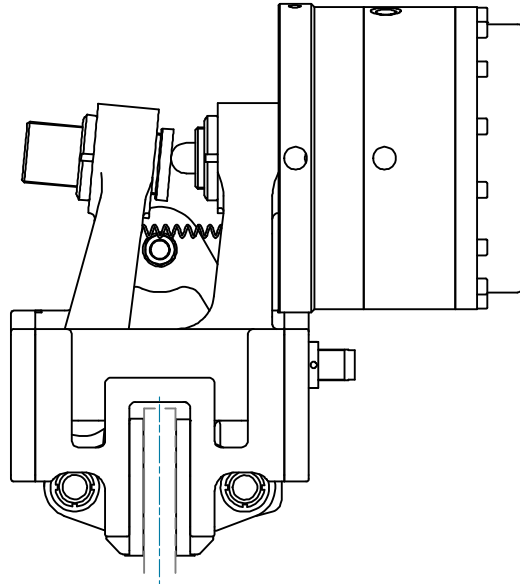
- Pressione di Apertura/Release Pressure: **Pa=35 bar** - Volume Max Cilindro/Max Cylinder Volume: **150cm<sup>3</sup>**
- Coppia Frenante/Braking Torque: **Md=[Ft x (ø(m)/2 - 0.065(m))]**
- Importante:** La Coppia Frenante Iniziale può essere più bassa del 30%-50% **Warning:** Initial Braking Torque can be lower of 30%-50%
- Usura Ferodi Massima Totale/Maximum total wear of pads =12mm

MODELLO/MODEL	CODICE/ CODE	A	B	C	D <sub>Max</sub>	E <sub>Max</sub>	Forza Frenante/Braking Force	Peso
POTP-N660/25.4	19.46.660.04	25.4	244	405	278	400	Ft= 35000N (0bar)	65.3kg
POTP-N660/ 30	19.46.660.05	30	244	405	278	400	Ft= 35000N (0bar)	65.3kg
POTP-N660/ 40	19.46.660.06	40	244	405	278	405	Ft= 35000N (0bar)	65.3kg



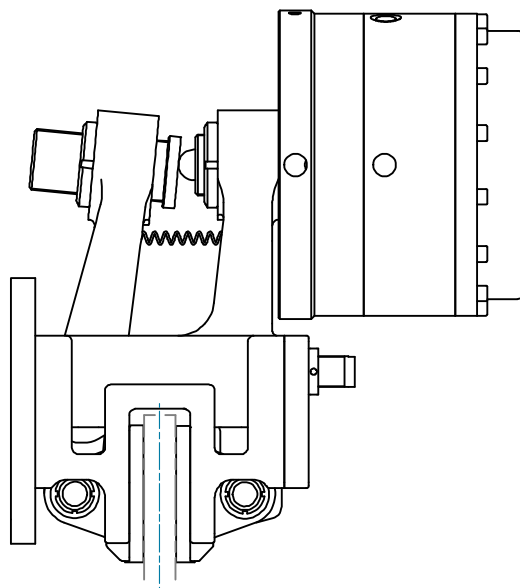






PPT-N-PR/ ...

Pag. 88-89


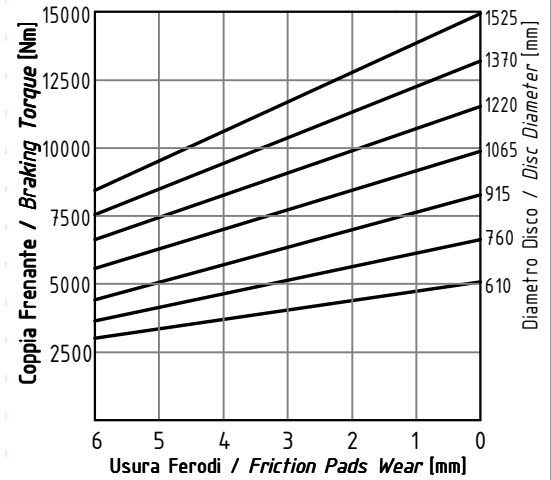
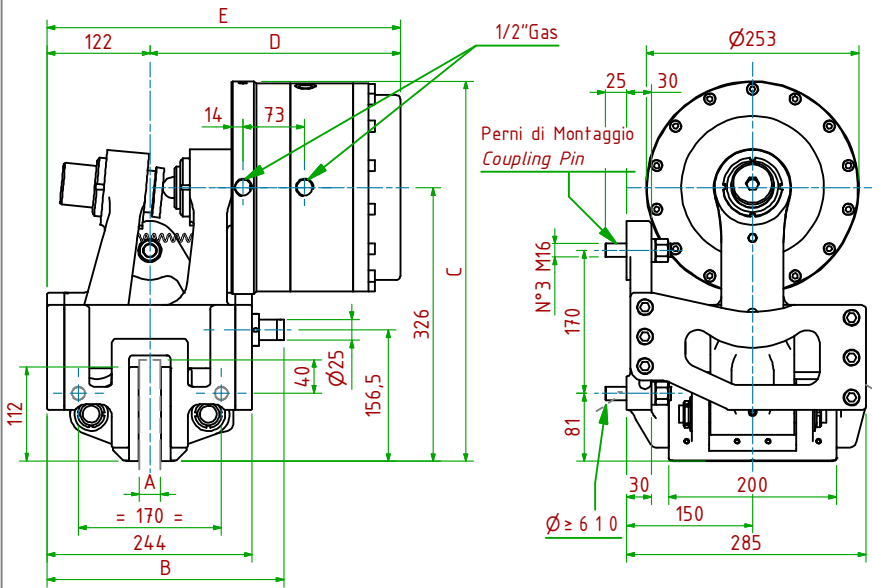


PPTP-N-PR/ ...

Pag. 90-91

**PPT-N064-PR/□ □ □**

**Pneumatico Negativo/Pneumatically Released**


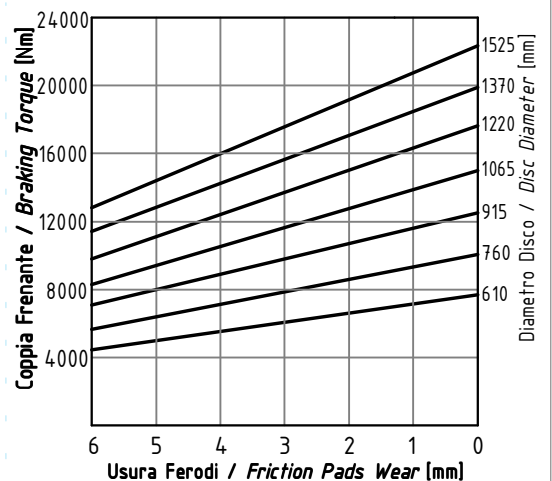
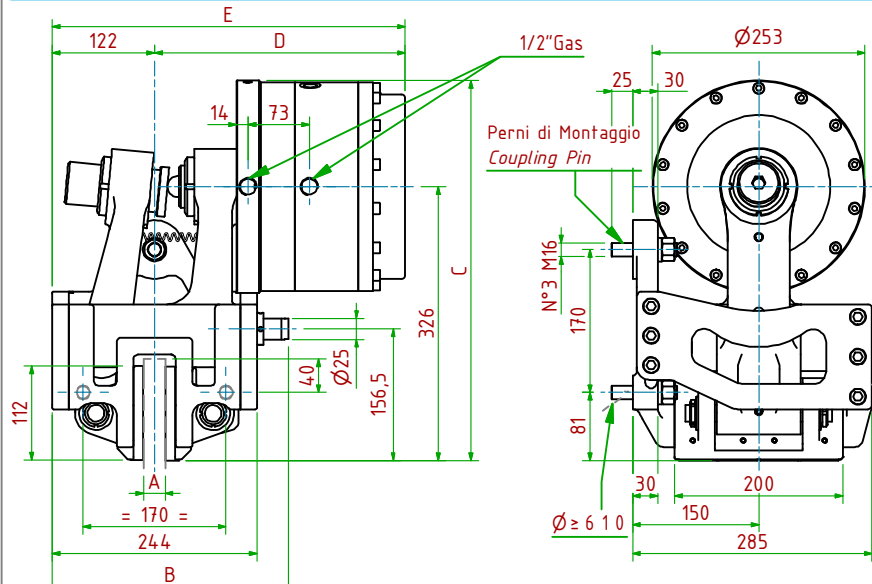


- Pressione di Apertura/Release Pressure: **Pa=2 bar** - Volume Max Cilindro/Max Cylinder Volume: **1500cm<sup>3</sup>**
- Coppia Frenante/Braking Torque: **Md=[Ft x (Ø(m)/2 - 0.065(m))]**
- Importante:** La Coppia Frenante Iniziale può essere più bassa del 30%-50% **Warning:** Initial Braking Torque can be lower of 30%-50%
- Usura Ferodi Massima Totale/Maximum total wear of pads =12mm

MODELLO/MODEL	CODICE/CODE	A	B	C	D <sub>Max</sub>	E <sub>Max</sub>	Forza Frenante/Braking Force	Peso
PPT-N064-PR/25.4	19.76.064.04	25.4	282	453	299	421	Ft= 21200N (0bar)	95.0 kg
PPT-N064-PR/30	19.76.064.05	30	282	453	299	421	Ft= 21200N (0bar)	95.0 kg
PPT-N064-PR/40	19.76.064.06	40	287	453	304	426	Ft= 21200N (0bar)	95.0 kg

**PPT-N066-PR/□ □ □**

**Pneumatico Negativo/Pneumatically Released**

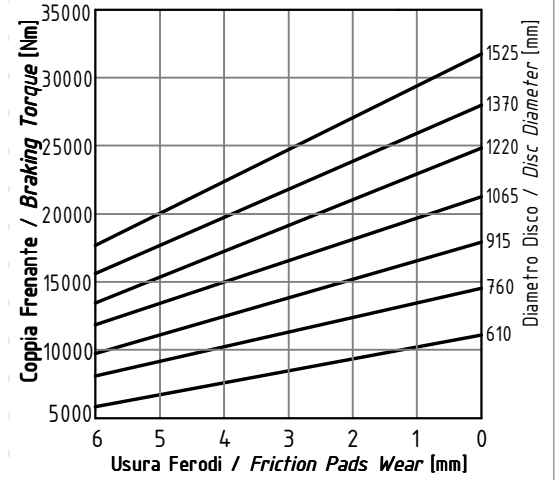
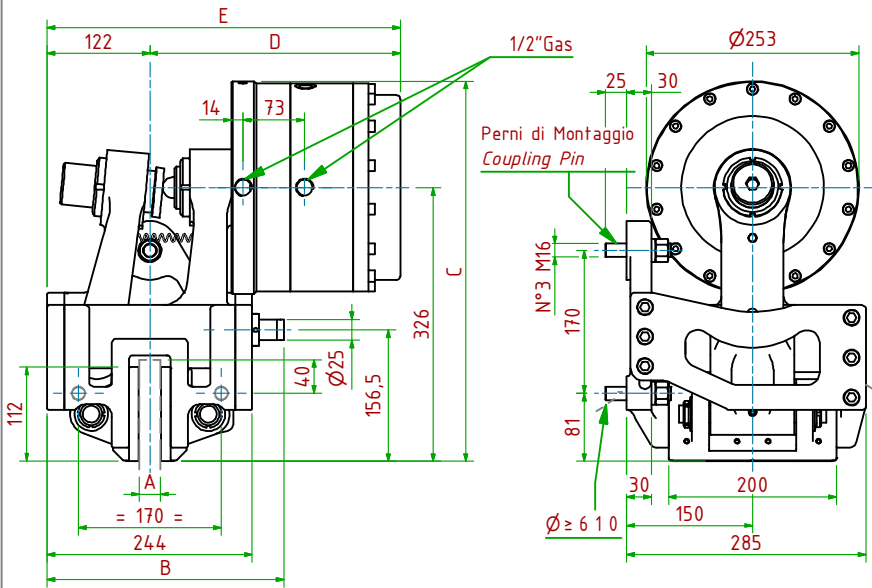


- Pressione di Apertura/Release Pressure: **Pa=3 bar** - Volume Max Cilindro/Max Cylinder Volume: **1500cm<sup>3</sup>**
- Coppia Frenante/Braking Torque: **Md=[Ft x (Ø(m)/2 - 0.065(m))]**
- Importante:** La Coppia Frenante Iniziale può essere più bassa del 30%-50% **Warning:** Initial Braking Torque can be lower of 30%-50%
- Usura Ferodi Massima Totale/Maximum total wear of pads =12mm

MODELLO/MODEL	CODICE/CODE	A	B	C	D <sub>Max</sub>	E <sub>Max</sub>	Forza Frenante/Braking Force	Peso
PPT-N066-PR/25.4	19.76.066.04	25.4	282	453	299	421	Ft= 32000N (0bar)	95.6 kg
PPT-N066-PR/30	19.76.066.05	30	282	453	299	421	Ft= 32000N (0bar)	95.6 kg
PPT-N066-PR/40	19.76.066.06	40	287	453	304	426	Ft= 32000N (0bar)	95.6 kg


**PPT-N068-PR/□ □ □**

**Pneumatico Negativo/Pneumatically Released**




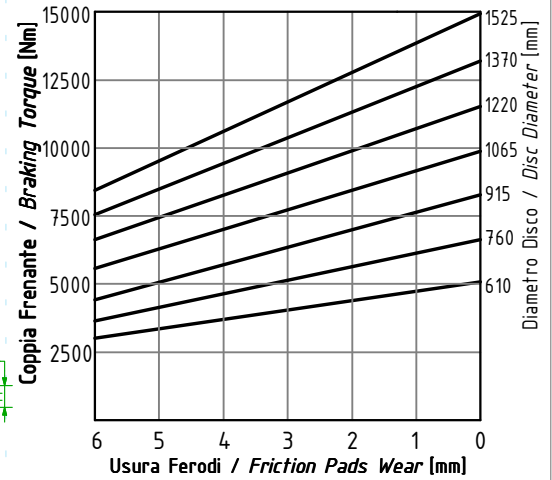
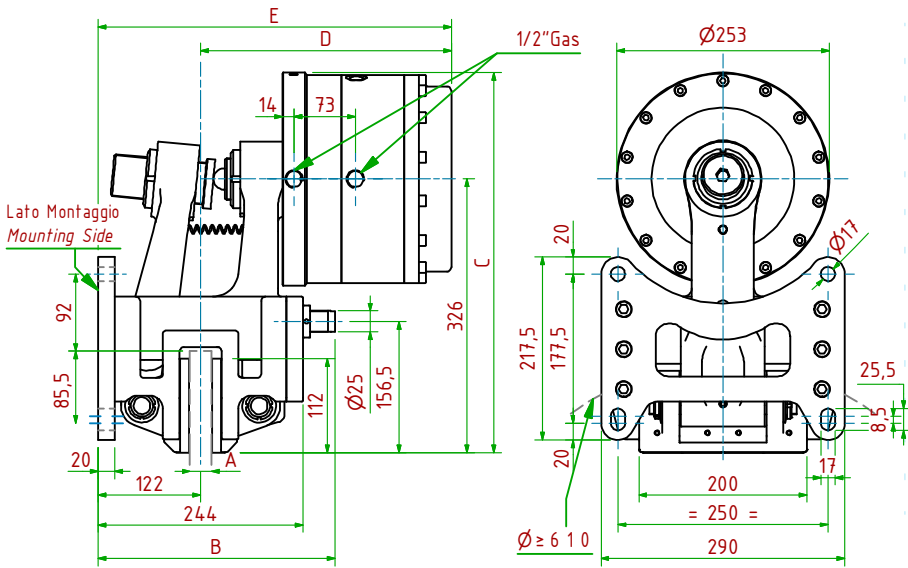
- Pressione di Apertura/Release Pressure: **Pa=4 bar** - Volume Max Cilindro/Max Cylinder Volume: **1500cm<sup>3</sup>**
- Coppia Frenante/Braking Torque: **Md=[Ft x (ø(m)/2 - 0.065(m))]**
- Importante:** La Coppia Frenante Iniziale può essere più bassa del 30%-50% **Warning:** Initial Braking Torque can be lower of 30%-50%
- Usura Ferodi Massima Totale/Maximum total wear of pads =12mm

MODELLO/MODEL	CODICE/ CODE	A	B	C	D <sub>Max</sub>	E <sub>Max</sub>	Forza Frenante/Braking Force	Peso
PPT-N068-PR/25.4	19.76.068.04	25.4	282	453	299	421	Ft= 45500N (0bar)	96.8 kg
PPT-N068-PR/30	19.76.068.05	30	282	453	299	421	Ft= 45500N (0bar)	96.8 kg
PPT-N068-PR/40	19.76.068.06	40	287	453	304	426	Ft= 45500N (0bar)	96.8 kg



**PPTP-N640-PR/**

**Pneumatico Negativo/Pneumatically Released**


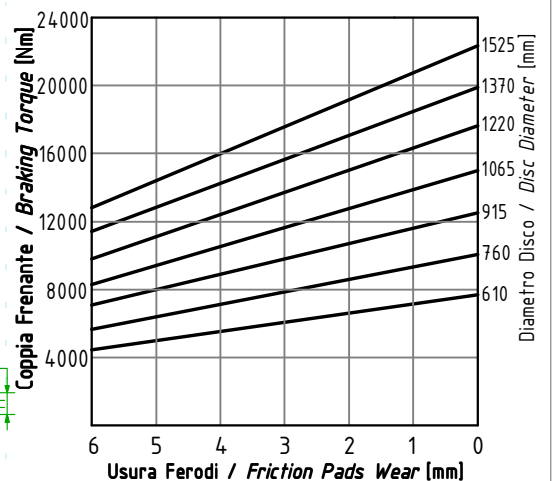
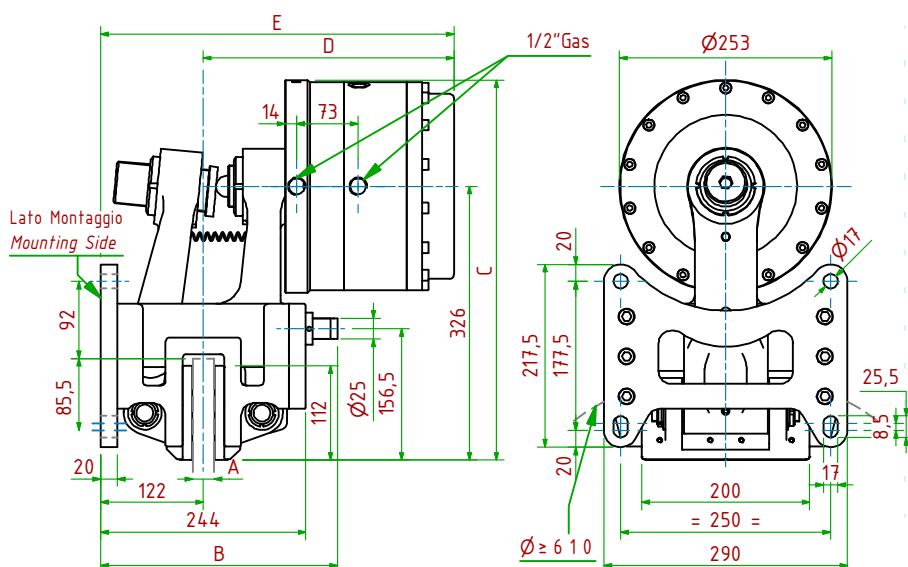


- Pressione di Apertura/Release Pressure: **Pa=2 bar** - Volume Max Cilindro/Max Cylinder Volume: **1500cm<sup>3</sup>**
- Coppia Frenante/Braking Torque: **Md=[Ftx(ø(m)/2-0.065(m))]**
- Importante:** La Coppia Frenante Iniziale può essere più bassa del 30%-50% **Warning:** Initial Braking Torque can be lower of 30%-50%
- Usura Ferodi Massima Totale/Maximum total wear of pads =12mm

MODELLO/MODEL	CODICE/CODE	A	B	C	D <sub>Max</sub>	E <sub>Max</sub>	Forza Frenante/Braking Force	Peso
PPTP-N640-PR/25.4	19.76.640.04	25.4	282	453	299	421	Ft= 21200N (0bar)	93.0 kg
PPTP-N640-PR/30	19.76.640.05	30	282	453	299	421	Ft= 21200N (0bar)	93.0 kg
PPTP-N640-PR/40	19.76.640.06	40	287	453	304	426	Ft= 21200N (0bar)	93.0 kg

**PPTP-N660-PR/**

**Pneumatico Negativo/Pneumatically Released**

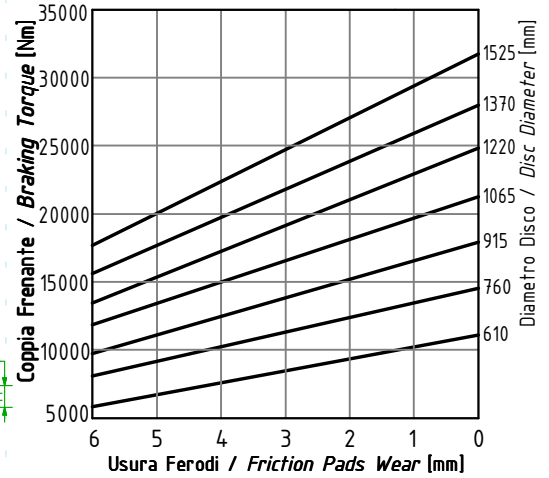
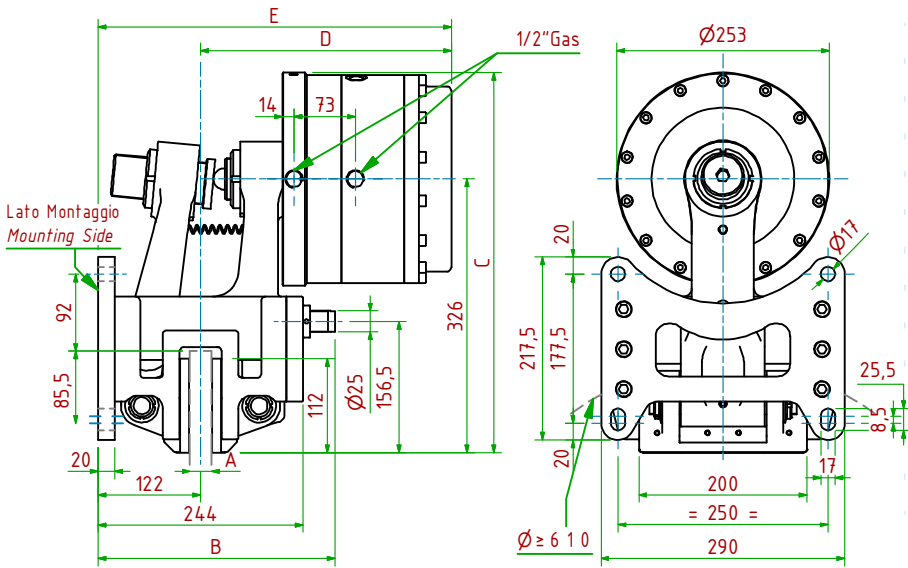


- Pressione di Apertura/Release Pressure: **Pa=3 bar** - Volume Max Cilindro/Max Cylinder Volume: **1500cm<sup>3</sup>**
- Coppia Frenante/Braking Torque: **Md=[Ftx(ø(m)/2-0.065(m))]**
- Importante:** La Coppia Frenante Iniziale può essere più bassa del 30%-50% **Warning:** Initial Braking Torque can be lower of 30%-50%
- Usura Ferodi Massima Totale/Maximum total wear of pads =12mm

MODELLO/MODEL	CODICE/CODE	A	B	C	D <sub>Max</sub>	E <sub>Max</sub>	Forza Frenante/Braking Force	Peso
PPTP-N660-PR/25.4	19.76.660.04	25.4	282	453	299	421	Ft= 32000N (0bar)	93.7 kg
PPTP-N660-PR/30	19.76.660.05	30	282	453	299	421	Ft= 32000N (0bar)	93.7 kg
PPTP-N660-PR/40	19.76.660.06	40	287	453	304	426	Ft= 32000N (0bar)	93.7 kg


**PPTP-N680-PR/**

**Pneumatico Negativo/Pneumatically Released**



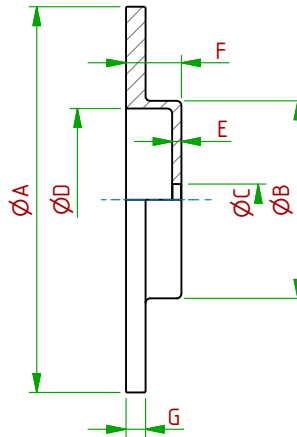
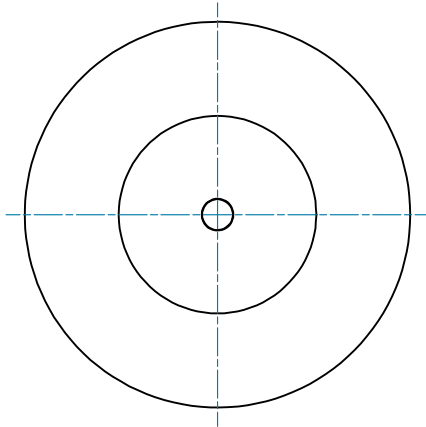
- Pressione di Apertura/Release Pressure: **Pa=4 bar** - Volume Max Cilindro/Max Cylinder Volume: **1500cm<sup>3</sup>**
- Coppia Frenante/Braking Torque: **Md=[Ft x (ø(m)/2 - 0.065(m))]**
- Importante:** La Coppia Frenante Iniziale può essere più bassa del 30%-50% **Warning:** Initial Braking Torque can be lower of 30%-50%
- Usura Ferodi Massima Totale/Maximum total wear of pads =12mm

MODELLO/MODEL	CODICE/CODE	A	B	C	D <sub>Max</sub>	E <sub>Max</sub>	Forza Frenante/Braking Force	Peso
PPTP-N680-PR/25.4	19.76.680.04	25.4	282	453	299	421	Ft= 45500N (0bar)	95.0 kg
PPTP-N680-PR/30	19.76.680.05	30	282	453	299	421	Ft= 45500N (0bar)	95.0 kg
PPTP-N680-PR/40	19.76.680.06	40	287	453	304	426	Ft= 45500N (0bar)	95.0 kg



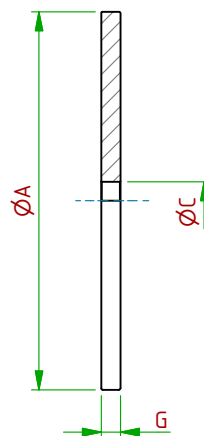
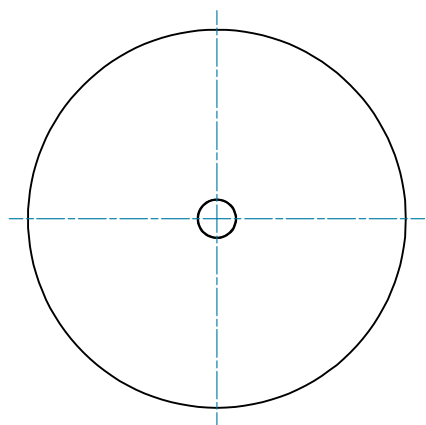




**DF**   
**Disco freno/Brake Disc**


Materiale: Ghisa Sferoidale GS400-12  
Material: Spheroidal Graphite Iron

MODELLO MODEL	CODICE CODE	A	B	C	D	E	F	G	Inerzia Inertia	Peso Weight	Velocita' Max Lavoro Maximum Disc Speed
				Grezzo/Rough							
DF 250	4.150.250.01	250	128	20	118	6	36	12.7	0.04kgm <sup>2</sup>	4.3kg	2300 R.P.M.
DF 251	4.150.251.01	250	105	20	80	12	36	12.7	0.04kgm <sup>2</sup>	4.0kg	2300 R.P.M.
DF 300	4.150.300.01	300	180	30	163	13	41	12.7	0.09kgm <sup>2</sup>	7.4kg	1900 R.P.M.
DF 301	4.150.301.01	300	150	30	130	16	41	12.7	0.08kgm <sup>2</sup>	7.2kg	1900 R.P.M.
DF 356	4.150.356.01	356	210	40	173	16	54	12.7	0.21kgm <sup>2</sup>	12.4kg	1600 R.P.M.
DF 406	4.150.406.01	406	260	44	236	16	54	12.7	0.35kgm <sup>2</sup>	15.4kg	1400 R.P.M.
DF 457	4.150.457.01	457	311	44	276	16	54	12.7	0.60kgm <sup>2</sup>	20.7kg	1250 R.P.M.
DF 514	4.150.514.01	514	368	44	340	16	54	12.7	0.93kgm <sup>2</sup>	25.8kg	1100 R.P.M.
DF 610	4.150.610.01	610	464	44	430	16	54	12.7	1.90kgm <sup>2</sup>	37.4kg	900 R.P.M.
DF 711	4.150.711.01	711	565	80	528	16	54	12.7	3.35kgm <sup>2</sup>	54.7kg	800 R.P.M.
DF 610/25	4.151.610.01	610	343	60	280	38	76	25.4	3.00kgm <sup>2</sup>	70.0kg	900 R.P.M.
DF 762/25	4.151.762.01	762	495	100	431	38	76	25.4	7.50kgm <sup>2</sup>	110.0kg	750 R.P.M.

**DFD**   
**Disco Freno Dritto / Flat Brake Disc**


Materiale: Ghisa Sferoidale GS400-12  
Material: Spheroidal Graphite Iron

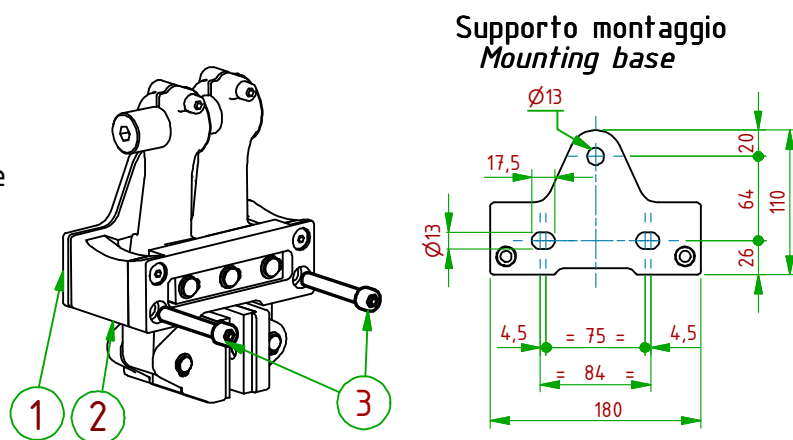
MODELLO MODEL	CODICE CODE	A	C	G	Inerzia Inertia	Peso Weight	Velocita' Max Lavoro Maximum Disc Speed
		Grezzo/Rough					
DFD 135	4.152.135.01	135	20	12.7	0.003kgm <sup>2</sup>	1.3kg	4000 R.P.M.
DFD 155	4.152.155.01	155	20	12.7	0.005kgm <sup>2</sup>	1.7kg	3500 R.P.M.
DFD 175	4.152.175.01	175	25	12.7	0.009kgm <sup>2</sup>	2.2kg	3000 R.P.M.
DFD 205	4.152.205.01	205	25	12.7	0.017kgm <sup>2</sup>	3.0kg	2600 R.P.M.
DFD 250	4.152.250.01	250	25	12.7	0.035kgm <sup>2</sup>	4.4kg	2300 R.P.M.
DFD 300	4.152.300.01	300	30	12.7	0.073kgm <sup>2</sup>	6.4kg	1900 R.P.M.
DFD 356	4.152.356.01	356	35	12.7	0.145kgm <sup>2</sup>	8.9kg	1600 R.P.M.

## MONTAGGIO / MOUNTING: PMH/PPH/PPH-N

### 1° Passo/Step

Svitare le due viti M12 (3) per separare il Supporto (1) dal Freno a pinza (2)

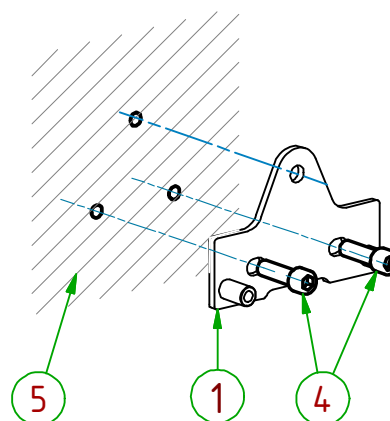
*Release the two M12 screws (3) to separate the Mounting base (1) from the Caliper brake (2)*



### 2° Passo/Step

Fissare il Supporto (1) alla Macchina (5) con due viti M12 (4) non fornite

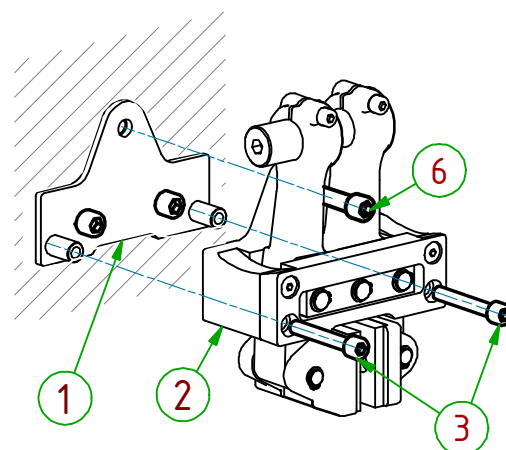
*Fasten the Mounting base (1) to the Machine (5) with two M12 socket head cap screws (4) not supplied by MWM*



### 3° Passo/Step

Montare il Freno a pinza (2) sul Supporto (1) mediante le due viti M12 (3) e completare il montaggio con la vite M12 (6)

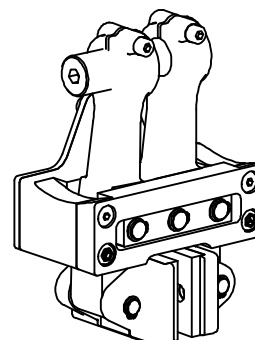
*Mount the Caliper brake (2) using the two screws M12 (3) and complete the fitting with screw M12 (6)*



### 4° Passo/Step

Il Freno a pinza montato correttamente si presenterà come nella figura accanto

*The Caliper brake properly mounted will appear as in the picture*



**Modello: PPHP-N330/130 - Codice: 793633013.0753**

Pinza realizzata per poter operare con un disco da 130 mm di spessore.


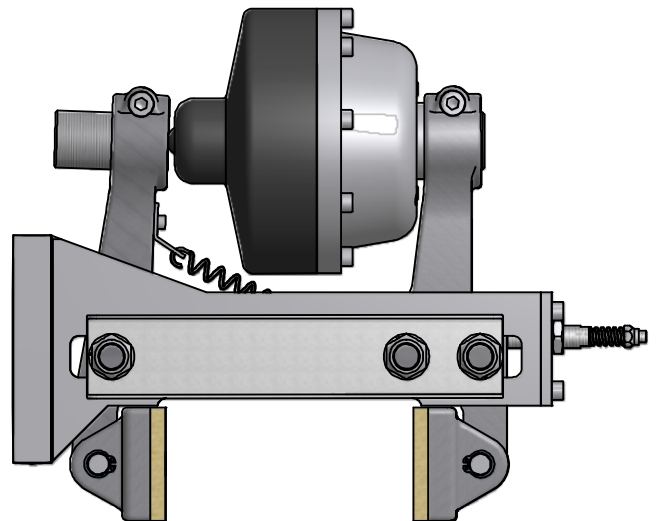
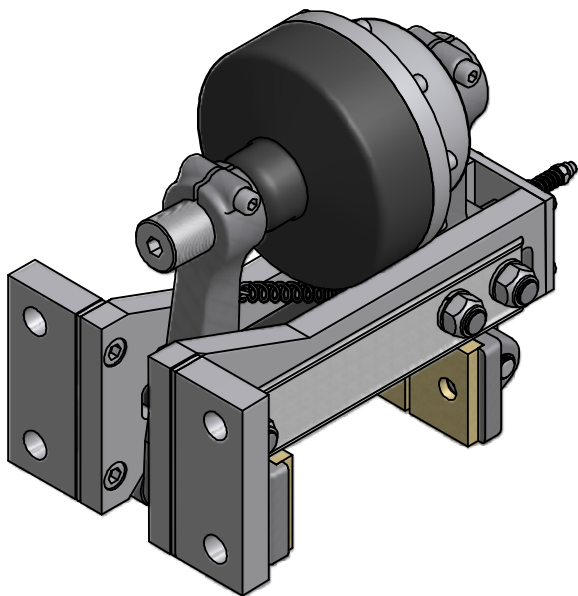
**Caratteristiche tecniche****Pinza speciale Modello PPHP-N330/130:**

- 1) Staffe di fissaggio allungate
- 2) Corpo pinza modificato per permettere aperture fino a 130 mm
- 3) Attuatore pneumatico modificato, spostato internamente rispetto al modello standard (esterno)
- 4) Dispositivo di autocentraggio.

*Caliper brake designed to work on a disk 130 mm thick*

***Technical characteristics******Special caliper brake Model PPHP-N330/130:***

- 1) Elongated mounting structure*
- 2) Caliper body modified to allow apertures up to 130 mm*
- 3) Pneumatic actuator modified in shape and mounted internally respect to standard model (external)*
- 4) Self-centering system*



**Modello: POF-N024/25,4 - Codice: 794602404.4888**

Pinza progettata per lavorare a basse temperature (-20 °C), con possibilità di stoccaggio a temperature fino a -30 °C

**Caratteristiche tecniche****Pinza speciale Modello POF-N024/25,4:**

- 1) Telaio e corpo pinza realizzati in acciaio speciale
- 2) Attuatore oleodinamico modificato con adattamenti per le basse temperature
- 3) Serbatoio esterno coassiale per miscela antigelo ad ulteriore protezione dell'attuatore dal freddo
- 4) Nipplo ingrassatore per il perno della leva mobile
- 5) Dispositivo di autocentraggio
- 6) Due versioni prodotte, per montaggio destro e sinistro

*Caliper brake designed to work at extremely low temperatures (-20 °C), with the possibility of storage at temperatures up to -30 °C*

**Technical characteristics****Special caliper brake Model POF-N024/25,4:**

- 1) *Frame and caliper body made entirely of special steel*
- 2) *Hydraulic actuator modified to endure low temperatures*
- 3) *External coaxial tank for antifreeze fluid, to enhance actuator's protection from cold*
- 4) *Grease nipple provided for movable lever pin*
- 5) *Self-centering system*
- 6) *Two versions produced, for left and right mounting*

